WAKE COUNTY HOUSING DIVISION

2015 -2020 CONSOLIDATED PLAN

Prepared By:

Housing and Community Revitalization

Wake County Human Services

OMB Control No: 2506-0117 (exp. 07/31/2015)

Executive Summary

ES-05 Executive Summary - 24 CFR 91.200(c), 91.220(b)

1. Introduction

Wake County Housing Division's 2015-2020 Consolidated Plan will address the needs of our priority populations with our housing and community development programs. The Priority populations were determined through our extensive Citizen Participation process, and are as follows:

Priority One

- Renters 0-40% Area Median Income (currently $31,520 for a family of four)
- Homeless individuals and families
- Non-homeless individuals and families with Special Needs

Priority Two

- Renters 41-50% Area Median Income (currently between $31,520 and $39,400 for a family of four)
- Homeowners at 41-50% Area Median Income

Priority Three

- Renters 51-80% Area Median Income (currently between $39,400 and $63,050 for a family of four)
- Homeowners at 51-80% Area Median Income

The affordable housing and community development grants from the U.S. Department of Housing and Urban Development (HUD) that allow us to help these populations are the HOME Investment Partnerships grant (HOME), the Community Development Block Grant (CDBG), and the Housing Opportunities for Persons with AIDS grant (HOPWA).

In addition, Wake County Housing Division receives Capital Investment Program (CIP) funds from Wake County Government. These funds are spent on housing activities to supplement our HUD grants and to bolster support for our Priority One populations.

2. Summary of the objectives and outcomes identified in the Plan Needs Assessment Overview

- **Summary of Objectives and Outcomes for 2015-2020**

Objective: Provide Decent Affordable Housing

- Goal #1: Affordable Housing Development
- Outcome: Affordability
- Indicator: 130 Rental units constructed

Objective: Provide Decent Affordable Housing

- Goal #2: Housing Rehabilitation
- Outcome: Affordability
- Indicator: 200 housing units rehabilitated

Objective: Provide Decent Affordable Housing

- Goal: Tenant Based Rental Assistance for Youth aging out of Foster Care
- Outcome: Affordability
- Indicator: 75 Youth assisted with rental assistance

Objective: Provide Decent Affordable Housing

- Goal: Rental Assistance and case management for people with HIV/AIDS
- Outcome: Affordability
- Indicator: 605 households assisted

Objective: Provide Decent Affordable Housing

- Goal: Rental Assistance for homeless men
- Outcome: Affordability
- Indicator: 175 homeless men assisted

Objective: Provide Decent Affordable Housing

- Goal: Homeless Multi-Services Center
- Outcome: Availability/Accessibility
- Indicator: 3,000 households assisted

Objective: Create Economic Opportunities

- Goal: Job Training for Homeless Men
- Outcome: Availability/Accessibility
- Indicator: 100 persons assisted

Objective: Create Suitable Living Environments

- Goal: Public Facilities and Improvements
- Outcome: Availability/Accessibility
- Indicator: 17,685 households assisted

3. Evaluation of past performance

Our past performance has shown success in meeting or surpassing our goals and being able to assist many low-moderate income households througout Wake County. Thus, in choosing goals and projects for the next five years, we will implement a combination of the same types of projects and also introduce several new projects to address new needs.

We will continue projects such as affordable housing development, housing rehabilitation, public facilities and improvements, and rental assistance and job training for homeless men.

In addition, two new goals and projects reflect needs that were heard throughout the community during this Consolidated Plan cycle. These are: rental assistance for youth aging out of foster care, and a Multi-Services Center for the homeless.

Furthermore, emergency shelter beds for homeless single women emerged as need, and this will be addressed through Wake County funds, rather than grant funding from the U.S. Department of Housing and Urban Development.

4. Summary of citizen participation process and consultation process

Thirteen citizen group meetings throughout the County and two public hearings were held in order to hear the needs of different citizens in all parts of Wake County. The results directly impacted goal-setting because the feedback revealed the most common and most pressing needs which then determined the priority populations to serve and the types of programs to implement with future Wake County funding.

In addition, nineteen consultations were held in preparation of this Consolidated Plan, some in partnership with the City of Raleigh, wherein the data is relevant and applicable to both jurisdictions. The consultations are identified in the Consultation Section and the Community Development Needs Section, and revealed data and needs about different populations.

5. Summary of public comments

Consensus from meetings

- Shelter for homeless single women
- Housing assistance for youth aging out of foster care
- Housing assistance for veterans
- Affordable housing for working low-income
- Homeless assistance
- Case management
- Housing rehabilitation for homes owned/rented by seniors

Area Needs

Eastern Wake County:

- Housing rehabilitation for homes owned/rented by seniors
- Transitional housing
- Homeless assistance

Northern Wake County:

- Housing rehabilitation for homes owned/rented by seniors
- Housing assistance and services for veterans
- Homeless assistance

Western Wake County:

- Affordable housing for working low-income
- Homeless assistance for families
- Transitional housing

Southern Wake County:

- Affordable housing for working low-income
- Housing assistance and services for veterans
- Housing rehabilitation for homes owned/rented by seniors

6. Summary of comments or views not accepted and the reasons for not accepting them

All comments were accepted.

7. Summary

The 2015-2020 Consolidated Plan is the culmination of an extensive meeting, public participation, and consultation process, and the evaluation of successful past programs. As discussed in the paragraphs

above, the Goals and Objectives are a combination of previous project types and several new projects. Wake County Housing looks forward to addressing the needs of our low-moderate income citizens, with a housing focus on our Priority One population:

- Renters 0-40% Area Median Income (currently $31,520 for a family of four)
- Homeless individuals and families
- Non-homeless individuals and families with Special Needs

The Process

PR-05 Lead & Responsible Agencies 24 CFR 91.200(b)

1. Describe agency/entity responsible for preparing the Consolidated Plan and those responsible for administration of each grant program and funding source

The following are the agencies/entities responsible for preparing the Consolidated Plan and those responsible for administration of each grant program and funding source.

Agency Role	Name	Department/Agency
CDBG Administrator	WAKE COUNTY	Wake County Division of Housing
HOPWA Administrator	WAKE COUNTY	Wake County Division of Housing
HOME Administrator	WAKE COUNTY	Wake County Division of Housing
ESG Administrator		Not applicable- no ESG Grant is received

Table 1 – Responsible Agencies

Narrative

Consolidated Plan Public Contact Information

Emily Fischbein

Community Development Planner

emily.fischbein@wakegov.com

919.508.0781

PR-10 Consultation - 91.100, 91.200(b), 91.215(l)

1. Introduction

Many consultations were held in preparation of this Consolidated Plan, some in partnership with the City of Raleigh, wherein the data is relevant and applicable to both jurisdictions. The consultations are identified in the checklist below, and revealed data and needs about different populations.

Provide a concise summary of the jurisdiction's activities to enhance coordination between public and assisted housing providers and private and governmental health, mental health and service agencies (91.215(I)).

Wake County Housing Division staff has regular communication with both the Raleigh Housing Authority and the Housing Authority of County of Wake to discuss goals, as well as the status of their Public Housing and Housing Choice Vouchers. Wake County staff regularly attend Housing Authority of the County of Wake Board meetings to share information and stay informed on Housing Authority activities. We coordinate closely with the Wake County Public Health Division. In addition, we often refer clients to the Alliance for Behavioral Health, which addresses mental health, intellectual and developmental disorders, and substance abuse issues. Furthermore, we work with over fifteen service agencies to coordinate housing and supportive services for all populations in need in Wake County.

Describe coordination with the Continuum of Care and efforts to address the needs of homeless persons (particularly chronically homeless individuals and families, families with children, veterans, and unaccompanied youth) and persons at risk of homelessness

Wake County Housing is a member of the Continuum of Care, also known as the Partnership to End and Prevent Homelessness. In addition, the Director of the Wake County Housing Division is on the Board of the Partnership. Full membership meetings are held bi-monthly and representatives from the Wake County Housing, the City of Raleigh Community Development Department, the Town of Cary, the Housing Authority of the County of Wake, the Raleigh Housing Authority, the Public School System, and approximately 45 private agencies attend these meetings. Each entity shares updates on their work and achievements, and committees discuss ways to enhance coordination, identify gaps in services, and work toward filling identified gaps.

Wake County asked the CoC (Partnership) for input to inform the Consolidated Plan strategy to address the needs of homeless persons and persons at risk of homelessness at the meeting on December 9, 2014. Notes are in the citizen participation section.

Efforts to address needs include:

- South Wilmington Street Center for homeless men, which also has a focus on Veterans
- Shelter Plus Care Funds assist chronically homeless individuals

OMB Control No: 2506-0117 (exp. 07/31/2015)

- Three agencies offer Rapid Rehousing funds to homeless individuals and families
- PLM Families Together assists homeless families and homeless families with children in finding housing
- Raleigh Rescue Mission provides shelter and programs for homeless families
- Salvation Army provides shelter and comprehensive programs for women with children
- Pullen Hope Center and Haven House provide services and case management for unaccompanied youth
- For persons at risk of homelessness, two agenices offer Prevention funds
- Oak City Outreach Center provides meals on weekends and serves as an engagement tool to help people with their other needs.

Describe consultation with the Continuum(s) of Care that serves the jurisdiction's area in determining how to allocate ESG funds, develop performance standards and evaluate outcomes, and develop funding, policies and procedures for the administration of HMIS

In 2015, Wake County Government, the City of Raleigh and the Wake County Continuum of Care voluntarily partnered to issue a joint competition for Housing and Homeless Assistance funds. Both the City of Raleigh and the Wake County Continuum of Care receive ESG funds and they are working collaboratively with Wake County to allocate funding based on agreed upon community priorities that have been endorsed by the Continuum. Wake County actively participated in the taskforce that developed performance standards for the Continuum. Wake County and the Continuum have allocated funding for, and are participating in North Carolina's new statewide implementation of HMIS which is governed by representatives from across the state and is working diligently to put new policies and procedures in place for our HMIS implementation.

2. Describe Agencies, groups, organizations and others who participated in the process and describe the jurisdictions consultations with housing, social service agencies and other entities

Table 2 – Agencies, groups, organizations who participated

1	**Agency/Group/Organization**	HA COUNTY OF WAKE
	Agency/Group/Organization Type	PHA
	What section of the Plan was addressed by Consultation?	Public Housing Needs
	How was the Agency/Group/Organization consulted and what are the anticipated outcomes of the consultation or areas for improved coordination?	Phone conversations and in-person meetings were held with the Executive Director of the Housing Authority of the County of Wake. We currently have excellent coordination with the Housing Authority of the County of Wake, and are always looking to increase this. We can do more coordination in terms of utilizing their VASH vouchers by ensuring that the homeless veterans that present to us are connected to them via Veteran Services. We can connect with them to use their Family Unification Vouchers and refer youth who have aged out of foster care and may be able to re-unite with their families. In addition, we always hope coordinate our public improvements with the neighborhoods in which public housing is located.
2	**Agency/Group/Organization**	Wake County Human Services
	Agency/Group/Organization Type	Services-Persons with HIV/AIDS
	What section of the Plan was addressed by Consultation?	Housing Need Assessment Non-Homeless Special Needs HOPWA Strategy
	How was the Agency/Group/Organization consulted and what are the anticipated outcomes of the consultation or areas for improved coordination?	A consultation was held with the HIV/AIDS Division of Public Health of Wake County Human Services. Anticipated outcomes are increased targeting of HOPWA funds to the populations that need them and making use of the appropriate types of programs.

Identify any Agency Types not consulted and provide rationale for not consulting

Other local/regional/state/federal planning efforts considered when preparing the Plan

Name of Plan	Lead Organization	How do the goals of your Strategic Plan overlap with the goals of each plan?
Continuum of Care		

Table 3 – Other local / regional / federal planning efforts

Describe cooperation and coordination with other public entities, including the State and any adjacent units of general local government, in the implementation of the Consolidated Plan (91.215(l))

In the preparation of the Consolidated Plan, Wake County coordinated closely with the City of Raleigh to formulate the sections of the Plan related to the needs of homeless persons in Wake County as many of them are either sheltered or unsheltered in Raleigh, and we want to provide seamless and comprehensive service.

Extensive coordination was also taken with nine other towns in Wake County to discuss their community development needs for the next five years. Individual consultations were held with the Planning Directors of: Apex, Fuquay-Varina, Garner, Knightdale, Morrisville, Rolesville, Wake Forest, Wendell, and Zebulon.

The Town of Cary prepares its own Consolidated Plan, and receives its own CDBG funds; however they are in our HOME entitlement; therefore we collaborate with them to build affordable housing in their jurisdiction.

We work with the North Carolina Department of Health and Human Services to manage the Targeting Program, a State program that ensures affordable housing for people with disabilities through Key funding.

Coordination and cooperation will continue with each of these entities through implementation of the programs in each year's Action Plan.

Narrative (optional):

OMB Control No: 2506-0117 (exp. 07/31/2015)

PR-15 Citizen Participation

1. Summary of citizen participation process/Efforts made to broaden citizen participation
Summarize citizen participation process and how it impacted goal-setting

Thirteen citizen group meetings throughout the County and two public hearings were held in order to hear the needs of different citizens in all parts of Wake County. The results directly impacted goal-setting because the feedback revealed the most common and most pressing needs which then determined the priority populations to serve and the types of programs to implement with future Wake County funding.

Citizen Participation Outreach

Sort Order	Mode of Outreach	Target of Outreach	Summary of response/attendance	Summary of comments received	Summary of comments not accepted and reasons	URL (If applicable)
1	Public Meeting	Tenant's Council at Brookridge - Housing for formerly homeless individuals	Twenty-two residents attended this meeting.	Clients need a stable income, more affordable housing is needed, government/agency partnerships are needed, useful guidance from service agencies is helpful, Show Brookridge housing to currently homeless people to give them a goal.	All comments were accepted.	

OMB Control No: 2506-0117 (exp. 07/31/2015)

Sort Order	Mode of Outreach	Target of Outreach	Summary of response/attendance	Summary of comments received	Summary of comments not accepted and reasons	URL (If applicable)
2	Public Meeting	Residents of Wake County's Shelter and Center for Homeless Men	Approximately two hundred men attended this meeting.	Needs of the homeless men include: affordable housing, supportive housing, case management, more job training (especially trades), education, transportation to jobs (especially 3rd shift to and from South Wilmington Street Center), medical care.	All comments were accepted.	
3	Public Meeting	Wake County Human Services Housing Advisory Committee	Ten committee members attended this meeting.	Priorities should include homeless single women, youth aging out of foster care, seniors, veterans, and homeless youth in the public school system. Need for a central intake facility for homeless people, suggestion to use HOME funds for vouchers.	All comments were accepted.	

OMB Control No: 2506-0117 (exp. 07/31/2015)

Sort Order	Mode of Outreach	Target of Outreach	Summary of response/attendance	Summary of comments received	Summary of comments not accepted and reasons	URL (If applicable)
4	Public Meeting	Non-targeted/broad community Wake County Eastern Region Community Advisory Council	Eleven community members attended this meeting.	Needs: transitional housing for homeless people in Zebulon, House rehabilitation is needed for energy efficiency, especially for seniors, the Eastern Region doesn't want more affordable housing there.	All comments were accepted.	
5	Public Meeting	Non-targeted/broad community Northern Region Community Advisory Council	Eleven Community members attended this meeting.	Housing stock in Wake Forest is very old and energy bills are exorbitant: weatherization and rehab are needed, Housing Authority of County of Wake has these problems in Wake Forest, seniors need decent affordable housing, and the rural population is doubled up. Other needs include: services for youth, homeless prevention funds, and case management.	All comments were accepted.	

OMB Control No: 2506-0117 (exp. 07/31/2015)

Sort Order	Mode of Outreach	Target of Outreach	Summary of response/attendance	Summary of comments received	Summary of comments not accepted and reasons	URL (If applicable)
6	Public Meeting	Non-targeted/broad community Western Region Community Advisory Council and citizens of Western Region	Fifteen community members attended this meeting.	Needs: transitional housing, shelter for homeless families, more affordable housing for people coming out of The Carying Place, emergency funds for rental assistance, housing vouchers because land to build upon is expensive in Cary, affordable housing near daycare, affordable daycare, and adult daycare. Set up a housing trust fund to buy land near transit for affordable housing.	All comments were accepted.	

OMB Control No: 2506-0117 (exp. 07/31/2015)

Sort Order	Mode of Outreach	Target of Outreach	Summary of response/attendance	Summary of comments received	Summary of comments not accepted and reasons	URL (If applicable)
7	Meeting	Meeting for service providers for the homeless	Thirty-five service providers attended this meeting.	Needs: more affordable housing, especially for people on disability income, more supportive housing with an onsite case manager, support services to maintain housing, health care for seniors, need a better system for centralized intake for homeless people. Challenges: an aging homeless population, clients with criminal backgrounds are hard to house, fewer landlords are accepting Section 8 vouchers, the working poor are left out of receiving assistance and can't make ends meet.	All comments were accepted.	

OMB Control No: 2506-0117 (exp. 07/31/2015)

Sort Order	Mode of Outreach	Target of Outreach	Summary of response/attendance	Summary of comments received	Summary of comments not accepted and reasons	URL (If applicable)
8	Public Meeting	Non-targeted/broad community Southern Region Community Advisory Council and citizens of Southern Region	Ten community members attended this meeting.	Needs: affordable rental housing, a place for single women with children, services and housing for veterans, housing for working low-income people in Holly Springs, house rehab for seniors, assistance for homeless people in Fuquay-Varina and Holly Springs.	All comments were accepted.	
9	Public Meeting	Non-targeted/broad community Northern Region Communitywide meeting	Three people attended this meeting.	Needs: Housing for homeless families, housing for veterans, on the job training, clothing for the Restoration Church.	All comments were accepted.	

OMB Control No: 2506-0117 (exp. 07/31/2015)

Sort Order	Mode of Outreach	Target of Outreach	Summary of response/attendance	Summary of comments received	Summary of comments not accepted and reasons	URL (If applicable)
10	Public Meeting	Tenant's Council at Lennox Chase - housing for formerly homeless	Eighteen residents of Lennox Chase attended this meeting.	Obstacles to housing include: having enough funds for security deposit and first month rent, and having a criminal background. Other difficulties: transportation, cut in food stamps, people running programs need more understanding of immediate needs, children in the LGBT community end up on the street, 2 months stay at the Men's Shelter is not long enough, give veterans priority at the Men's shelter, and remodel Dorothea Dix hospital for housing. Advice to homeless people: take responsibility for your situation, the system works: use a case manager, learn the resources, advocate for yourself.	All comments were accepted.	

OMB Control No: 2506-0117 (exp. 07/31/2015)

Sort Order	Mode of Outreach	Target of Outreach	Summary of response/attendance	Summary of comments received	Summary of comments not accepted and reasons	URL (If applicable)
11	Public Meeting	Non-targeted/broad community Eastern Region Communitywide Meeting	Fifteen people attended this meeting.	Needs: Homeless shelter in Zebulon, transitional housing for the homeless, (services for people exist at the Wake County Eastern Regional Center), more low-income tax credit developments, better access for case managers to lease-up at tax credit developments, upscale housing in Wendell to increase the tax base to better serve everyone.	All comments were accepted.	
12	Public Meeting	Continuum of Care- aka Partnership to End Homelessness	Forty-five people attended this meeting.	Needs: shelter beds and housing for homeless single women, housing for veterans, create SROs, build smaller units in the municipalities near transportation, and use accessory dwelling units for affordable housing.	All comments were accepted.	

OMB Control No: 2506-0117 (exp. 07/31/2015)

Sort Order	Mode of Outreach	Target of Outreach	Summary of response/attendance	Summary of comments received	Summary of comments not accepted and reasons	URL (If applicable)
13	Public Hearing	Non-targeted/broad community	Seven attendees spoke at this public hearing.	Needs: Medical respite beds, housing for youth aging out of foster care, SROs, shelter beds for homeless single women with case management, more mixed income housing, more housing options for persons with background issues, help for homeless children, and assistance for low-income families who are cost burdened.	All comments were accepted.	

OMB Control No: 2506-0117 (exp. 07/31/2015)

Sort Order	Mode of Outreach	Target of Outreach	Summary of response/attendance	Summary of comments received	Summary of comments not accepted and reasons	URL (If applicable)
14	Public Hearing	Non-targeted/broad community	Ten attendees spoke at this public hearing.	Needs: Community park in Apex, land banking near schools and proposed light rail stations, more partnership with the City of Raleigh, assistance for Eastern Wake County (including transportation), housing for: veterans; low-income populations; youth aging out of foster care, more affordable rental housing, and homeownership opportunities for low-income population, Support was given from Towns of Apex, Garner, and Rolesville.	All comments were accepted.	

OMB Control No: 2506-0117 (exp. 07/31/2015)

Sort Order	Mode of Outreach	Target of Outreach	Summary of response/attendance	Summary of comments received	Summary of comments not accepted and reasons	URL (If applicable)
15	Public Meeting	Non-English Speaking - Specify other language: Spanish	Nineteen people attended this meeting.	Three greatest needs are: Affordable housing because many Hispanic families are doubled up, Transportation - routes and information in Spanish, Language/Communication barrier. Substandard housing is common and landlords don't always pay attention to the needs of Hispanic tenants. Other gaps in services include: consumer protection; many people are afraid of filing a complaint, children being left alone in the community, mental health services are needed. Suggested improvements include: more information being disseminated in Spanish, more Spanish speaking staff in government and a better understanding of Hispanic culture, staff should go into the communities and knock on doors to talk with	All comments were accepted.	

Table 4 – Citizen Participation Outreach

OMB Control No: 2506-0117 (exp. 07/31/2015)

Needs Assessment

NA-05 Overview

Needs Assessment Overview

The information on the following pages corroborates what was learned about community needs in the citizen participation process.

The tables reveal that the biggest housing problem is cost burden, indicating a need for more affordable housing. Information that was received from providers of Homeless Prevention funds reinforces this need.

The tables also indicate that substandard housing is a problem; rehabilitation of existing housing was an often heard need at the community input meetings.

Finally, there is great need for homeless assistance. This too, was heard in meetings, as described in the citizen participation section. Information on the following pages from Rapid Rehousing providers, as well as the Point in Time Count data shown later in the Consolidated Plan serve to illustrate the describe the extent of the need for help for homeless persons.

NA-10 Housing Needs Assessment - 24 CFR 91.205 (a,b,c)

Summary of Housing Needs

As indicated in the Demographics table below, the population in Wake County has increased by 34% from 2000 to 2011, and the number of people in need remains high. The Number of Households table below shows 38,119 households who are eligible to receive assistance from HUD because they are below 80% Area Median Income. Our citizen participation process has determined that housing needs are greatest among low-income and extremely-low income people of whom there are 19,809, according to the tables below. Of these, we heard calls to focus on the extremely-low income (9,340 as listed below), the severely cost-burdened Extremely Low and Low-Income, and the cost-burdened Extremely Low and Low-Income. These populations have a need for affordable housing or Homeless Prevention funds to help them maintain their housing. Looking at other housing problems in the tables below such as substandard housing and overcrowding, great need can be seen among people who have one or more of the combined housing problems. The problem of cost burden alone affects the most people, significantly those at extremely low and low-income.

There is also a need for Rapid Rehousing assistance because of the significant presence of homeless people indicated by the Point in Time Count and feedback from agencies in the Continuum of Care.

Furthermore, the population is aging, and seniors are one of the priority groups for programming of funds for the next five years.

Demographics	Base Year: 2000	Most Recent Year: 2011	% Change
Population	247,422	331,621	34%
Households	91,103	120,488	32%
Median Income	$54,988.00	$65,289.00	19%

Table 5 - Housing Needs Assessment Demographics

Data Source: 2000 Census (Base Year), 2007-2011 ACS (Most Recent Year)

Number of Households Table

	0-30% HAMFI	>30-50% HAMFI	>50-80% HAMFI	>80-100% HAMFI	>100% HAMFI
Total Households *	9,340	10,469	18,310	12,690	69,665
Small Family Households *	3,115	4,240	7,700	5,845	44,855
Large Family Households *	1,000	895	1,874	1,104	6,270
Household contains at least one person 62-74 years of age	1,704	2,024	3,319	2,434	9,201

	0-30% HAMFI	>30-50% HAMFI	>50-80% HAMFI	>80-100% HAMFI	>100% HAMFI
Household contains at least one person age 75 or older	1,640	1,509	1,808	709	2,608
Households with one or more children 6 years old or younger *	1,921	2,424	4,053	2,573	13,563
* the highest income category for these family types is >80% HAMFI					

Table 6 - Total Households Table

Data Source: 2007-2011 CHAS

Housing Needs Summary Tables

1. Housing Problems (Households with one of the listed needs)

	Renter					Owner				
	0-30% AMI	>30-50% AMI	>50-80% AMI	>80-100% AMI	Total	0-30% AMI	>30-50% AMI	>50-80% AMI	>80-100% AMI	Total
NUMBER OF HOUSEHOLDS										
Substandard Housing - Lacking complete plumbing or kitchen facilities	110	25	60	0	195	45	10	70	25	150
Severely Overcrowded - With >1.51 people per room (and complete kitchen and plumbing)	35	70	0	50	155	28	40	40	0	108
Overcrowded - With 1.01-1.5 people per room (and none of the above problems)	329	355	150	15	849	255	90	269	60	674
Housing cost burden greater than 50% of income (and none of the above problems)	2,585	1,024	70	20	3,699	2,375	1,988	1,764	498	6,625
Housing cost burden greater than 30% of income (and none of the above problems)	435	2,240	1,915	130	4,720	940	1,234	4,659	3,055	9,888

OMB Control No: 2506-0117 (exp. 07/31/2015)

	Renter					Owner				
	0-30% AMI	>30-50% AMI	>50-80% AMI	>80-100% AMI	Total	0-30% AMI	>30-50% AMI	>50-80% AMI	>80-100% AMI	Total
Zero/negative Income (and none of the above problems)	240	0	0	0	240	415	0	0	0	415

Table 7 – Housing Problems Table

Data Source: 2007-2011 CHAS

2. Housing Problems 2 (Households with one or more Severe Housing Problems: Lacks kitchen or complete plumbing, severe overcrowding, severe cost burden)

	Renter					Owner				
	0-30% AMI	>30-50% AMI	>50-80% AMI	>80-100% AMI	Total	0-30% AMI	>30-50% AMI	>50-80% AMI	>80-100% AMI	Total
NUMBER OF HOUSEHOLDS										
Having 1 or more of four housing problems	3,070	1,484	280	85	4,919	2,705	2,133	2,139	579	7,556
Having none of four housing problems	1,080	3,365	5,520	2,980	12,945	1,830	3,525	10,390	9,085	24,830
Household has negative income, but none of the other housing problems	240	0	0	0	240	415	0	0	0	415

Table 8 – Housing Problems 2

Data Source: 2007-2011 CHAS

3. Cost Burden > 30%

	Renter				Owner			
	0-30% AMI	>30-50% AMI	>50-80% AMI	Total	0-30% AMI	>30-50% AMI	>50-80% AMI	Total
NUMBER OF HOUSEHOLDS								
Small Related	1,333	1,469	890	3,692	1,203	1,453	3,273	5,929

	Renter				Owner			
	0-30% AMI	>30-50% AMI	>50-80% AMI	Total	0-30% AMI	>30-50% AMI	>50-80% AMI	Total
Large Related	394	274	160	828	479	314	803	1,596
Elderly	725	529	255	1,509	1,222	906	1,238	3,366
Other	978	1,194	740	2,912	650	590	1,224	2,464
Total need by income	3,430	3,466	2,045	8,941	3,554	3,263	6,538	13,355

Table 9 – Cost Burden > 30%

Data Source: 2007-2011 CHAS

4. Cost Burden > 50%

	Renter				Owner			
	0-30% AMI	>30-50% AMI	>50-80% AMI	Total	0-30% AMI	>30-50% AMI	>50-80% AMI	Total
NUMBER OF HOUSEHOLDS								
Small Related	1,088	324	15	1,427	1,004	924	964	2,892
Large Related	309	19	0	328	370	95	239	704
Elderly	545	315	10	870	729	527	398	1,654
Other	963	404	45	1,412	500	435	180	1,115
Total need by income	2,905	1,062	70	4,037	2,603	1,981	1,781	6,365

Table 10 – Cost Burden > 50%

Data Source: 2007-2011 CHAS

5. Crowding (More than one person per room)

	Renter					Owner				
	0-30% AMI	>30-50% AMI	>50-80% AMI	>80-100% AMI	Total	0-30% AMI	>30-50% AMI	>50-80% AMI	>80-100% AMI	Total
NUMBER OF HOUSEHOLDS										
Single family households	364	385	150	15	914	183	90	249	50	572
Multiple, unrelated family households	0	40	0	50	90	100	40	80	10	230
Other, non-family households	0	0	0	0	0	0	0	0	0	0
Total need by income	364	425	150	65	1,004	283	130	329	60	802

Table 11 – Crowding Information – 1/2

Data Source: 2007-2011 CHAS

	Renter				Owner			
	0-30% AMI	>30-50% AMI	>50-80% AMI	Total	0-30% AMI	>30-50% AMI	>50-80% AMI	Total
Households with Children Present	0	0	0	0	0	0	0	0

Table 12 – Crowding Information – 2/2

Data Source Comments:

Describe the number and type of single person households in need of housing assistance.

Single person households in need of housing assistance:

- Approximately 1700 single homeless men are in need of housing assistance annually.
- Twenty-five single homeless women are in need of emergency shelter beds in the community.
- Twenty-five young adults who have aged out of foster care are in need of housing assistance.

Estimate the number and type of families in need of housing assistance who are disabled or victims of domestic violence, dating violence, sexual assault and stalking.

The number of disabled people in need of housing assistance is 1,162.

The numbers of people in need of housing assistance who are victims of domestic violence are as follows:

- Domestic violence - 6,960
- Sexual assualt - 573, (which includes acquaintance violence)
- Stalking - 38

What are the most common housing problems?

As indicated in the tables above, the most common housing problem in Wake County is cost burden, both for renters and homeowners. The data shows that 3,699 renter households are paying more than 50% of their income for housing, and 2,240 renter households are spending more than 30% of their income. Among homeowners, 6,625 households are paying more than 50% of their income for housing, and 9,888 households are paying more than 30% of their income.

The next most common housing problem is overcrowding. The data in the tables above shows that 849 renter households are experiencing overcrowding, while among homeowners, overcrowding affects 674 households.

Are any populations/household types more affected than others by these problems?

Yes, low and extremely low-income households are more affected by the problem of cost burden. At these income levels, the tables illustrate that 2,802 small related renter households, pay more than 30% of their income on rent, while 2,656 homeowners pay more than 30% of their income on housing costs. When we look at significant cost burden (paying more than 50% of income toward housing), we see that again small related extremely low-income renters are more affected at 1,088, and that small related low income and extremely low-income homeowners are affected at 1,928 households.

Low and extremely low-income elderly households also are affected by cost burden. Within this group, the numbers are higher among homeowners. 2,128 elderly homeowners pay more than 30% of their income on housing, while 1,256 elderly homeowners spend more than 50% of income on housing.

Similarly, low and extemely-low renter households in single family houses are also more affected by the problem of overcrowding, with 722 households at this income range reporting this problem.

Describe the characteristics and needs of Low-income individuals and families with children (especially extremely low-income) who are currently housed but are at imminent risk of either residing in shelters or becoming unsheltered 91.205(c)/91.305(c)). Also discuss the needs of formerly homeless families and individuals who are receiving rapid re-housing assistance and are nearing the termination of that assistance

The characteristics and needs of low-income individuals and families with children (especially extremely low-income) who
are currently housed but are at imminent risk of either residing in shelters or becoming unsheltered are the following:

- Cost burden: Families who are cost burdened have a hard time affording housing costs. They are more likely to fall behind in payment of housing costs (rent or mortgage and utilities). If there is

OMB Control No: 2506-0117 (exp. 07/31/2015)

an event that requires an unexpected financial expenditure or reduction in income, it is likely that these households will need to make choices about which expenses to pay.

- Underemployment: The household does not make enough income to afford the market rent in the area. Underemployment often results in households being cost burdened.
- Precariously housed: Examples of this are: 1.) persons who are living in a hotel/motel and paying by the week or month 2.) persons with relatives or friends, but not officially on a lease (also known as doubled-up). In each of these scenarios, households are unable to access permanent housing, so are living in places that do not offer them the security of a long term lease.

The needs of formerly homeless people receiving rapid- rehousing assistance who are nearing termination of their assistance include:

- Employment that pays a living wage
- Housing that is truly affordable
- Ongoing financial planning assistance by a sponsor or mentor
- Childcare
- Assistance overcoming challenges caused by inconsistent mainstream resources

If a jurisdiction provides estimates of the at-risk population(s), it should also include a description of the operational definition of the at-risk group and the methodology used to generate the estimates:

N/A

Specify particular housing characteristics that have been linked with instability and an increased risk of homelessness

According to consultation with service providers, the following housing characteristics are linked to instability and increased risk of homelessness:

- Multiple families living together
- Cost burdened
- Households experiencing inconsistency in mainstream benefits.

Discussion

In summary, the data from the tables above reveal that the populations in Wake County with the greatest housing needs are the low and extremely low-income, homeless people, and seniors. The

housing problems that these populations face correspond to their income levels; that is, housing cost burden and overcrowding, and indicate a lack of affordable housing. Our Citizen Participation Process has identified the same populations, among others, as needing assistance from Wake County. Input from thirteen public meetings and two public hearings suggested that priorities for housing assistance should be:

- Affordable Housing for the working low-income and extremely low-income
- Affordable Housing for seniors
- Housing Assistance for homeless and special needs populations

NA-15 Disproportionately Greater Need: Housing Problems – 91.205 (b)(2)

Assess the need of any racial or ethnic group that has disproportionately greater need in comparison to the needs of that category of need as a whole.

Introduction

Widespread housing problems are found in Wake County in all income groups up to Area Median Income. This indicates that decent affordable housing is needed in the jurisdiction. The percentages are quite high within income category, but much lower when compared to the population of the jurisdiction as a whole. As evidenced in the tables below, within all income groups, the disproportionate need is found in Whites, African Americans, and Hispanics.

0%-30% of Area Median Income

Housing Problems	Has one or more of four housing problems	Has none of the four housing problems	Household has no/negative income, but none of the other housing problems
Jurisdiction as a whole	27,070	4,080	1,790
White	12,305	2,250	1,025
Black / African American	10,385	1,520	590
Asian	1,045	65	65
American Indian, Alaska Native	95	40	0
Pacific Islander	40	0	0
Hispanic	2,905	105	90

Table 13 - Disproportionally Greater Need 0 - 30% AMI

Data Source: 2007-2011 CHAS

*The four housing problems are:
1. Lacks complete kitchen facilities, 2. Lacks complete plumbing facilities, 3. More than one person per room, 4.Cost Burden greater than 30%

30%-50% of Area Median Income

Housing Problems	Has one or more of four housing problems	Has none of the four housing problems	Household has no/negative income, but none of the other housing problems
Jurisdiction as a whole	24,880	9,095	0
White	11,250	5,640	0
Black / African American	8,740	2,135	0

Housing Problems	Has one or more of four housing problems	Has none of the four housing problems	Household has no/negative income, but none of the other housing problems
Asian	930	200	0
American Indian, Alaska Native	160	0	0
Pacific Islander	115	0	0
Hispanic	3,440	940	0

Table 14 - Disproportionally Greater Need 30 - 50% AMI

Data Source: 2007-2011 CHAS

*The four housing problems are:
1. Lacks complete kitchen facilities, 2. Lacks complete plumbing facilities, 3. More than one person per room, 4.Cost Burden greater than 30%

50%-80% of Area Median Income

Housing Problems	Has one or more of four housing problems	Has none of the four housing problems	Household has no/negative income, but none of the other housing problems
Jurisdiction as a whole	21,570	32,450	0
White	13,120	20,420	0
Black / African American	5,900	8,070	0
Asian	610	1,005	0
American Indian, Alaska Native	90	60	0
Pacific Islander	50	0	0
Hispanic	1,590	2,375	0

Table 15 - Disproportionally Greater Need 50 - 80% AMI

Data Source: 2007-2011 CHAS

*The four housing problems are:
1. Lacks complete kitchen facilities, 2. Lacks complete plumbing facilities, 3. More than one person per room, 4.Cost Burden greater than 30%

80%-100% of Area Median Income

Housing Problems	Has one or more of four housing problems	Has none of the four housing problems	Household has no/negative income, but none of the other housing problems
Jurisdiction as a whole	7,540	26,075	0

Housing Problems	Has one or more of four housing problems	Has none of the four housing problems	Household has no/negative income, but none of the other housing problems
White	5,555	18,335	0
Black / African American	1,230	5,580	0
Asian	225	695	0
American Indian, Alaska Native	10	35	0
Pacific Islander	0	0	0
Hispanic	360	1,160	0

Table 16 - Disproportionally Greater Need 80 - 100% AMI

Data Source: 2007-2011 CHAS

*The four housing problems are:
1. Lacks complete kitchen facilities, 2. Lacks complete plumbing facilities, 3. More than one person per room, 4.Cost Burden greater than 30%

Discussion

As shown in the tables above, in the income category, 0-30% of Area Median Income (AMI) with one or more of four housing problems, Whites, African Americans, and Hispanics have disproportionately greater need, or more than 10% of the need in this category as a whole. Specifically, Whites have the highest need at 45% more than this income category as a whole, African Americans have 38%, and Hispanics just slightly more than 10%, at 11%.

We can see an even bigger picture if we look at the proportion of these groups compared to the total population of the jurisdiction as a whole, including all income groups. Then we see that the proportion of African Americans is highest, with 17% of all African Americans in the Wake County jurisdiction have incomes between 0-30% AMI and at least one housing problem. Only 4% of all Whites in the jurisdiction, and 7% of all Hispanics are in this income range with at least one housing problem.

Moving on to analyze the next table of people in the income category of 30-50% Area Median Income (AMI), we again see that Whites, African Americans, and Hispanics all have disproportionately greater need (or more than 10%) in terms of one or more of four housing problems than all people at 30%-50% AMI with housing problems. In this income category, Whites with a need for housing problem help are at 45%, while 17% of African Americans and 14% of Hispanics are in this situation.

Again, if we compare these statistics to the population of the Wake County jurisdiction as a whole including all income groups, we see the heightened disparity. We again see that the highest proportion is for African Americans with a housing problem, at 14% in the 30-50% AMI range. Only 3% of all Whites in the jurisdiction, and 9% of all Hispanics are in this income range with at least one housing problem.

The tables for the moderate income category 50-80% Area Median Income (AMI) tell a slightly different story. In this category, Whites and African Americans have a disproportionate housing problem need greater than 10% of the category of the whole, but Hispanics in this category do not. An overwhelming 61% of Whites have one of more than four housing problems, and 27% of African Americans have at least one housing problem.

To compare these racial groups in this income level with the population of the jurisdiction as a whole, the proportion is different, with a higher proportion of all African Americans showing a housing need. The African Americans in this income range with a housing problem represent 10% of all African Americans in the jurisdiction regardless of income. The whites in this income range with a housing problem represent only 4% of all Whites in the jurisdiction regardless of income.

Interestingly, the table that displays housing need in the 80-100% Area Median Income group also shows disproportionate housing problems among Whites and African Americans. In the highest percentage of all the tables, 74% of Whites experience housing problems, while African Americans are at 16%. This suggests that housing costs may be very high in Wake County, and even middle income people may have housing problems, possibly housing cost burden.

NA-20 Disproportionately Greater Need: Severe Housing Problems – 91.205 (b)(2)

Assess the need of any racial or ethnic group that has disproportionately greater need in comparison to the needs of that category of need as a whole.

Introduction

Widespread severe housing problems occur in Wake County in all income groups up to the Area Median Income. This indicates that decent affordable housing is needed in the jurisdiction. The percentages are quite high within income category, but much lower compared to the population of the jurisdiction as a whole. As evidenced in the tables below, within all income groups, the disproportionate need is found in Whites, African Americans, and Hispanics.

0%-30% of Area Median Income

Severe Housing Problems*	Has one or more of four housing problems	Has none of the four housing problems	Household has no/negative income, but none of the other housing problems
Jurisdiction as a whole	22,955	8,195	1,790
White	10,405	4,150	1,025
Black / African American	8,860	3,045	590
Asian	820	295	65
American Indian, Alaska Native	95	40	0
Pacific Islander	40	0	0
Hispanic	2,455	555	90

Table 17 – Severe Housing Problems 0 - 30% AMI

Data Source: 2007-2011 CHAS

*The four severe housing problems are:
1. Lacks complete kitchen facilities, 2. Lacks complete plumbing facilities, 3. More than 1.5 persons per room, 4.Cost Burden over 50%

30%-50% of Area Median Income

Severe Housing Problems*	Has one or more of four housing problems	Has none of the four housing problems	Household has no/negative income, but none of the other housing problems
Jurisdiction as a whole	9,735	24,240	0
White	4,675	12,220	0

Severe Housing Problems*	Has one or more of four housing problems	Has none of the four housing problems	Household has no/negative income, but none of the other housing problems
Black / African American	3,030	7,840	0
Asian	485	645	0
American Indian, Alaska Native	30	130	0
Pacific Islander	115	0	0
Hispanic	1,280	3,105	0

Table 18 – Severe Housing Problems 30 - 50% AMI

Data Source: 2007-2011 CHAS

*The four severe housing problems are:
1. Lacks complete kitchen facilities, 2. Lacks complete plumbing facilities, 3. More than 1.5 persons per room, 4.Cost Burden over 50%

50%-80% of Area Median Income

Severe Housing Problems*	Has one or more of four housing problems	Has none of the four housing problems	Household has no/negative income, but none of the other housing problems
Jurisdiction as a whole	5,640	48,380	0
White	3,180	30,350	0
Black / African American	1,380	12,590	0
Asian	190	1,430	0
American Indian, Alaska Native	80	75	0
Pacific Islander	0	50	0
Hispanic	755	3,210	0

Table 19 – Severe Housing Problems 50 - 80% AMI

Data Source: 2007-2011 CHAS

*The four severe housing problems are:
1. Lacks complete kitchen facilities, 2. Lacks complete plumbing facilities, 3. More than 1.5 persons per room, 4.Cost Burden over 50%

80%-100% of Area Median Income

Severe Housing Problems*	Has one or more of four housing problems	Has none of the four housing problems	Household has no/negative income, but none of the other housing problems
Jurisdiction as a whole	1,645	31,975	0
White	965	22,930	0
Black / African American	345	6,460	0
Asian	80	845	0
American Indian, Alaska Native	0	45	0
Pacific Islander	0	0	0
Hispanic	190	1,325	0

Table 20 – Severe Housing Problems 80 - 100% AMI

Data Source: 2007-2011 CHAS

*The four severe housing problems are:
1. Lacks complete kitchen facilities, 2. Lacks complete plumbing facilities, 3. More than 1.5 persons per room, 4.Cost Burden over 50%

Discussion

As displayed in the tables above, in the 0-30% Area Median Income category, severe housing problems are found disproportionately (more than 10% compared to the whole income category) among Whites, African Americans, and Hispanics. Whites are at a high rate of 45%, while African Americans are at a high rate of 39%, and Hispanics are just slightly disproportionate at 11%.

To compare these numbers with the entire jurisdictional population, we find however, that they represent only 3% of all Whites, 14% of all African Americans, and 6% of all Hispanics.

The tables for the 30-50% Area Median Income category (AMI) show the same racial and ethnic groups have a disproportionate severe housing need compared to the income category as a whole. Again whites in this income range are highest, at 48% with severe housing problems. 32% of African Americans have severe housing problems, and 13% of Hispanics are in this situation.

Compared with the jurisdiction as a whole, the people in this income category with severe housing problems represent only 1% of all Whites, 5% of all African Americans, and 3% of all Hispanics.

For the moderate income category, 50-80% Area Median Income (AMI), the tables illustrate the following disproportionate need: 56% of Whites have a severe housing burden, 24% of African Americans have one, and 13% of Hispanics suffer from one or more severe housing problems.

Again, when we compare these numbers in this income category with the entire jurisdictional population, we find that they represent 1% of all Whites, 2% of all African Americans, and 2% of all Hispanics.

Even the table that displays housing need in the 80-100% Area Median Income group shows disproportionate severe housing problems among Whites, African Americans, and Hispanics. At a very high percentage, 59% of Whites experience severe housing problems, while African Americans are experiencing them at 21%, and Hispanics at 12%. This suggests that housing costs may be very high in Wake County, and even middle income people may have housing problems, possibly housing cost burden.

NA-25 Disproportionately Greater Need: Housing Cost Burdens – 91.205 (b)(2)

Assess the need of any racial or ethnic group that has disproportionately greater need in comparison to the needs of that category of need as a whole.

Introduction:

Housing Cost Burden (or spending more than 30% of one's income on housing) seems to be a common housing problem, and even afffects people who are earning the area median income or higher. While some people earning high incomes can afford to spend more than 30% of their income on housing, many people do not have a choice, and these are the populations that we are concerned with in our Consolidated Plan. These are the populations earning at or below 80% of the Area Median Income, and are eligible for HUD funding.

Housing Cost Burden

Housing Cost Burden	<=30%	30-50%	>50%	No / negative income (not computed)
Jurisdiction as a whole	16,530	11,096	13,513	0
White	0	0	0	0
Black / African American	0	0	0	0
Asian	0	0	0	0
American Indian, Alaska Native	0	0	0	0
Pacific Islander	0	0	0	0
Hispanic	0	0	0	0

Table 21 – Greater Need: Housing Cost Burdens AMI

Data Source Comments: The charts above were not pre-populated as other charts are, so we added CHAS data from 2007-2011. Only totals were available. Further breakdown by race/ethnicity was not available.

Discussion:

We can look at the alternate data source of 2007-2011 CHAS data more closely for Cost Burden by income. There are 16,530 households earning less than or equal to 30% Area Median Income (AMI) who are cost burdened. At 30-50% AMI, there are 11,096 households who are cost burdened. The number of households who are cost burdened and earning 50-80% of Area Median Income is 13,513.

NA-30 Disproportionately Greater Need: Discussion – 91.205(b)(2)

Are there any Income categories in which a racial or ethnic group has disproportionately greater need than the needs of that income category as a whole?

Yes, for Housing Problems, in all income categories, Whites and African Americans have disproportionately greater need (defined in previous screens as more than 10%) than the needs of the income category as a whole. Hispanics have a disproportionate greater need in the 0-30% and 30-50% Area Median Income categories.

For severe housing problems, all income categories show disproportionately greater need among Whites, African Americans, and Hispanics.

If they have needs not identified above, what are those needs?

The needs are housing problems such as cost burden and substandard housing. They reflect a need for more affordable housing, rehabilitated housing, and possibly opportunities for earning higher incomes.

Are any of those racial or ethnic groups located in specific areas or neighborhoods in your community?

African American and Hispanic households tend to be located in Eastern Wake County, in Zebulon, Wendell, Knightdale, and pockets of Garner, Cary, and Apex.

See two maps attached in the Needs and Market Analysis Discussion Section MA50 titled Wake County Hispanic Population 2010 Census, and Wake County African American Population 2010 Census.

White households are located throughout Wake County.

NA-35 Public Housing – 91.205(b)

Introduction

Wake County Division of Housing has an excellent working relationship with the Housing Authority of the County of Wake. We see the Executive Director once a month at meetings, and she delivers updates on the Public Housing and Voucher programs. On a regular basis, we refer homeless veterans who present at our South Wilmington Street Center to Veterans Affairs and to the Veterans Affairs Supportive Housing voucher program. In addition, case managers sign up clients receiving HOPWA or Shelter Plus Care grant assistance for the Section 8 waiting list.

Totals in Use

Program Type									
	Certificate	Mod-Rehab	Public Housing	Vouchers					
				Total	Project - based	Tenant - based	Special Purpose Voucher		
							Veterans Affairs Supportive Housing	Family Unification Program	Disabled *
# of units vouchers in use	0	0	332	345	0	108	111	48	78

Table 22 - Public Housing by Program Type

***includes Non-Elderly Disabled, Mainstream One-Year, Mainstream Five-year, and Nursing Home Transition**

Data Source: PIC (PIH Information Center)

Numbers Provided by the HACW

Public Housing Units: 343

Vouchers-Total: 751, Tenant Based: 428, VASH: 179, FUP: 48, Disabled: 96

OMB Control No: 2506-0117 (exp. 07/31/2015)

Characteristics of Residents

Program Type								
	Certificate	Mod-Rehab	Public Housing	Vouchers				
				Total	Project - based	Tenant - based	Special Purpose Voucher	
							Veterans Affairs Supportive Housing	Family Unification Program
Average Annual Income	0	0	8,314	11,799	0	13,949	10,883	9,718
Average length of stay	0	0	5	3	0	3	0	5
Average Household size	0	0	2	2	0	2	1	3
# Homeless at admission	0	0	0	29	0	0	29	0
# of Elderly Program Participants (>62)	0	0	67	56	0	15	14	5
# of Disabled Families	0	0	97	135	0	19	54	6
# of Families requesting accessibility features	0	0	332	345	0	108	111	48
# of HIV/AIDS program participants	0	0	0	0	0	0	0	0
# of DV victims	0	0	0	0	0	0	0	0

Table 23 – Characteristics of Public Housing Residents by Program Type

Data Source: PIC (PIH Information Center)

Characteristics Provided by the HACW

Average Annual Income: Public Housing Residents-$8920, Vouchers: Total -$12,890, Tenant Based- $12,890, VASH: $11,832

Average Length of Stay: Public Housing- 7 years, Vouchers total- 5 years, Tenant Based - 4 years, VASH - 5 years, FUP- 5 years

OMB Control No: 2506-0117 (exp. 07/31/2015)

Average Household Size: Public Housing -4, Vouchers total-3, Tenant Based -3, VASH-1, FUP-3

Homeless at Admission: Vouchers Total - 328, Tenant Based -1, VASH - 281, FUP-47

# of Elderly Participants: Public Housing - 45, Vouchers Total-84, Tenant Based -84, VASH-14, FUP-5

# of Disabled Families: Public Housing-119, Vouchers Total -344, Tenant Based-344, VASH-54, FUP-6

Race of Residents

Program Type									
Race	Certificate	Mod-Rehab	Public Housing	Vouchers					
				Total	Project - based	Tenant - based	Special Purpose Voucher		
							Veterans Affairs Supportive Housing	Family Unification Program	Disabled *
White	0	0	33	89	0	31	20	9	29
Black/African American	0	0	297	253	0	75	90	39	49
Asian	0	0	0	2	0	1	1	0	0
American Indian/Alaska Native	0	0	0	0	0	0	0	0	0
Pacific Islander	0	0	2	1	0	1	0	0	0
Other	0	0	0	0	0	0	0	0	0
***includes Non-Elderly Disabled, Mainstream One-Year, Mainstream Five-year, and Nursing Home Transition**									

Table 24 – Race of Public Housing Residents by Program Type

Data Source: PIC (PIH Information Center)

Race of Residents Provided by HACW

White: Public Housing - 33, Tenant Based -67, VASH-29, FUP-5, Disabled-37

OMB Control No: 2506-0117 (exp. 07/31/2015)

Black/African American: Public Housing-295, Tenant Based-251, VASH-152, FUP-42, Disabled-60

Asian: Tenant Based-2, VASH-1

Pacific Islander: Public Housing-1, Tenant Based-1

Other- Public Housing -2

Ethnicity of Residents

Program Type									
Ethnicity	Certificate	Mod-Rehab	Public Housing	Vouchers					
				Total	Project - based	Tenant - based	Special Purpose Voucher		
							Veterans Affairs Supportive Housing	Family Unification Program	Disabled *
Hispanic	0	0	6	17	0	9	4	3	1
Not Hispanic	0	0	326	328	0	99	107	45	77
*includes Non-Elderly Disabled, Mainstream One-Year, Mainstream Five-year, and Nursing Home Transition									

Table 25 – Ethnicity of Public Housing Residents by Program Type

Data Source: PIC (PIH Information Center)

OMB Control No: 2506-0117 (exp. 07/31/2015)

Section 504 Needs Assessment: Describe the needs of public housing tenants and applicants on the waiting list for accessible units:

According to consultation with the Housing Authority of the County of Wake, there are a limited number of accessible units, and often the need is not determined until requested by the applicant. In general, the requests are for ramps and grab bars.

Most immediate needs of residents of Public Housing and Housing Choice voucher holders

Public Housing Residents could benefit from revitalized or new communities as well as more safety and security such as cameras and fencing. Beautification is always a need for the community as well as programs and activities for economic uplift. Housing Choice Voucher holders could benefit from more landlords willing to participate in the program.

How do these needs compare to the housing needs of the population at large

These needs are different because of the character and condition of the public housing. The availability of more landlords willing to participate in the Housing Choice Voucher program is also a need specific to the population who needs them. The housing needs of the population at large tend to be affordable housing.

Discussion

The additional text boxes attached above with each section provide the current corrected statistics from the Housing Authority of the County of Wake.

NA-40 Homeless Needs Assessment – 91.205(c)

Introduction:

According to the Raleigh/Wake Continuum of Care 2014 Point in Time Count, a total of 1,170 persons were homeless on a given night. This includes households with children, households without children and households that are made up of only children. The specific demographics of those persons who were homeless on the night of the point in time count are discussed in detail below.

Homeless Needs Assessment

Population	Estimate the # of persons experiencing homelessness on a given night		Estimate the # experiencing homelessness each year	Estimate the # becoming homeless each year	Estimate the # exiting homelessness each year	Estimate the # of days persons experience homelessness
	Sheltered	Unsheltered				
Persons in Households with Adult(s) and Child(ren)	24	327	1,914	0	0	0
Persons in Households with Only Children	0	3	6	0	0	0
Persons in Households with Only Adults	100	716	4,539	0	0	0
Chronically Homeless Individuals	10	28	0	0	0	0
Chronically Homeless Families	1	8	0	0	0	0
Veterans	9	103	617	0	0	0
Unaccompanied Child	0	0	3	0	0	0
Persons with HIV	0	8	46	0	0	0

Table 26 - Homeless Needs Assessment

Alternate Data Source Name:
Point in Time Count
Data Source Comments:

OMB Control No: 2506-0117 (exp. 07/31/2015)

Indicate if the homeless population is: Has No Rural Homeless

If data is not available for the categories "number of persons becoming and exiting homelessness each year," and "number of days that persons experience homelessness," describe these categories for each homeless population type (including chronically homeless individuals and families, families with children, veterans and their families, and unaccompanied youth):

According to Continuum of Care-wide data in the HMIS, a total of 6,502 persons were homeless and served by homeless services agencies in Raleigh and Wake County in FY 2013-14. Of these, 3,838 persons left the homeless system and 2,664 were still being served during the time period. The average length of stay for the persons leaving the homeless system was 209 days (approximately 7 months). Data is not available by population.

OMB Control No: 2506-0117 (exp. 07/31/2015)

Nature and Extent of Homelessness: (Optional)

Race:	Sheltered:	Unsheltered (optional)
White	311	0
Black or African American	697	0
Asian	3	0
American Indian or Alaska Native	5	0
Pacific Islander	1	0
Ethnicity:	**Sheltered:**	**Unsheltered (optional)**
Hispanic	31	0
Not Hispanic	1,015	0

Data Source Comments:

Estimate the number and type of families in need of housing assistance for families with children and the families of veterans.

According to the information from the Raleigh/Wake Continuum of Care 2014 Point in Time Count, there are approximately 351 families with children who are homeless on a given night in Raleigh and Wake County. Of these, one was a veteran family.

Describe the Nature and Extent of Homelessness by Racial and Ethnic Group.

Racial Demographics

Of the 1,017 persons that were sheltered on the night of the Point in Time Count, 30.5% were White, 68.5% were African-American, .3% were Asian, .5% were American Indian or Alaskan Native, and .1% were Pacific Islanders.

Of the 111 who were unsheltered and provided racial data, 39.6% were White and 60.4% were African-American.

Ethnicity

Of those sheltered the night of the Point in Time Count who provided information about their ethnicity, 3% were Hispanic and 97% were non-Hispanic. Of the 124 persons who were unsheltered and provided ethnic data, 14.5% were Hispanic and 85.5% were non-Hispanic.

Describe the Nature and Extent of Unsheltered and Sheltered Homelessness.

Unsheltered Persons-Point in Time Count

- 145 persons were unsheltered
- 24 persons were in 8 families
- 10 persons were chronically homeless individuals
- 9 persons were veterans
- 0 persons reported being HIV positive or having AIDS

Sheltered Persons - Point in Time Count:

- 1,213 persons were sheltered
- 327 persons were in 104 families
- 28 were chronically homeless individuals
- 1 was a chronically homeless family
- 8 were chronically homeless families
- 103 were veterans
- 8 persons were HIV positive

Discussion:

The Point in Time Count data reveals that many more homeless people were sheltered than unsheltered on the night of January 30, 2014. However, there is still work to be done to reduce the numbers quite a bit. Wake County is hopeful that by using homeless services and housing funds strategically through a newly formed funding partnership between Wake County, the City of Raleigh, and the Partnership to End and Prevent Homelessness, we will be able to end chronic and veteran homelessness in Wake County in the next five years.

NA-45 Non-Homeless Special Needs Assessment - 91.205 (b,d)

Introduction:

Non-Homeless Special Needs populations often require supportive housing or some form of ongoing case management. Successfully meeting the needs of these populations requires partnerships between housing providers and supportive service agencies. There are many
agencies in Wake County whose mission is to assist people with special needs. Some of them are a part of Wake County Human
Services, and some of them are private providers. Consultations were held with many of them in order to determine the needs of the people with special needs in Wake County.

HOPWA

Current HOPWA formula use:	
Cumulative cases of AIDS reported	2,852
Area incidence of AIDS	97
Rate per population	0
Number of new cases prior year (3 years of data)	306
Rate per population (3 years of data)	0
Current HIV surveillance data:	
Number of Persons living with HIV (PLWH)	3,384
Area Prevalence (PLWH per population)	285
Number of new HIV cases reported last year	0

Table 27 – HOPWA Data

Data Source: CDC HIV Surveillance

HIV Housing Need (HOPWA Grantees Only)

Type of HOPWA Assistance	Estimates of Unmet Need
Tenant based rental assistance	0
Short-term Rent, Mortgage, and Utility	0
Facility Based Housing (Permanent, short-term or transitional)	0

Table 28 – HIV Housing Need

Data Source: HOPWA CAPER and HOPWA Beneficiary Verification Worksheet

HIV Unmet Housing Needs

The estimate of unmet need for Tenant Based Rental Assistance is 46. The estimate of unmet need for Facility Based Housing is 20.

OMB Control No: 2506-0117 (exp. 07/31/2015)

Describe the characteristics of special needs populations in your community:

In Wake County, non-homeless special needs populations include: elderly people, young adults who have aged out of foster care, people with disabilities such as physical; mental; intellectual; and developmental, veterans, and people with HIV/AIDS.

What are the housing and supportive service needs of these populations and how are these needs determined?

Elderly: Housing Need is: 1600 people. Supportive services needs include: case management, education about opportunities. These were determined by consultation with the Adult Services Division of Wake County Human Services and a non-profit organization called Resources for Seniors.**Young adults aged out of foster care:** Housing Need is: 25 people. Supportive service needs include: financial assistance, housing case management, supportive housing. These were determined by consultation with the Wake County Child Welfare Division of Human Services and Pullen Hope Center in Raleigh, NC.**People with disabilities:** Need is 1,162 units. Supportive service needs include: case management.These were determined by consultation with the Alliance for Behavioral Health in Raleigh, the McKinney Team of Wake County Housing Division of Human Services, the Adult Services Division of Wake County Human Services, and the North Carolina Department of Health and Human Services.**Veterans:** Need is: approximately 110 units. Supportive service needs include employment assistance, transportation, food support. These were determined by consultation with the Veterans Affairs of Durham County, Veteran Services of Wake County Human Services, and housing providers who assist veterans.
People with HIV/AIDS: Need is: for 46 vouchers and 20 facility based units. There is a need for handicapped units in properties for below age 55, assistance for water bills, transportation, child care, budgeting classes. Supportive service needs include housing, case management, and medical care. Needs are determined by the social work assessments.**People with Substance Abuse Issues:** The housing need is: 60 shelter beds for men and 30 shelter beds for women at the Healing Place of Wake County. Permanent supportive housing need is 24 units. Supportive service needs include adequate mental health support services, and more permanent supportive housing that has a sobriety requirement and roommates. These were determined by consultation with the Healing Place of Wake County.

Discuss the size and characteristics of the population with HIV/AIDS and their families within the Eligible Metropolitan Statistical Area:

According to the HIV surveillance data in the table above, there are 3,384 persons living with HIV/AIDS. 97 new cases were reported last year. This number is not in included in the pre-populated table above, but is found in the Report widget of CPDMaps. The characteristics of the population are:

- Increasing number of people over 54 since 2010 *(Wake County Human Services HIV Clinic, 2014)*

- Decrease, then an increase in number of youth under 25 since 2010 *(Wake County Human Services HIV Clinic, 2014)*
- Young single males
- Young females with children
- Mostly without college degrees

Discussion:

Case management is a consistent need among special needs populations as a crucial element of Supportive Housing. In Wake County, there is not always enough funding for case management, so some needs are not being met. This lack of support in turn threatens peoples' housing stability, thus exacerbating their already fragile situations.

NA-50 Non-Housing Community Development Needs – 91.215 (f)

Describe the jurisdiction's need for Public Facilities:

The public facility needs in Wake County are as follows:

- Park facilities and site preparation at Pleasant Park, Apex
- A recreation center on Main Street in Garner
- A sprayground at Knightdale Park in Knightdale
- A sprayground at Alston-Massenburg community center in Wake Forest

How were these needs determined?

These needs were determined through individual consultations with each of the Planners in Apex, Garner, Knightdale, and Wake Forest, as well as a group meeting among all Planners and the Wake County Housing staff.

Describe the jurisdiction's need for Public Improvements:

The Public Improvement needs in Wake County are as follows:

- Water line upgrades for safety on Bridge Street, Burton Street, and Southern Streets in Fuquay-Varina
- Paving of Southern Street in Fuquay-Varina
- Paving of Lakewood Drive in Wendell
- Sidewalk completion along Shepard School Road in Zebulon
- Sidewalk construction along Pineview Drive in Zebulon

How were these needs determined?

These needs were determined through individual consultations with each of the Planners in Fuquay-Varina, Wendell, and Zebulon, as well as a group meeting among all Planners and the Wake County Housing staff.

Describe the jurisdiction's need for Public Services:

The need for Public Services in Wake County are:

- Employment opportunities at the South Wilmington Street Center (Wake County men's homeless shelter), including on the job training and placement, and various courses taught by the local vocational/community college
- Short-term rental assistance for men leaving the South Wilmington Street Center who are on the path to self-sufficiency

How were these needs determined?

These needs were determined at a house meeting held at the South Wilmington Street Center with the input of more than 200 men staying there. In addition, the staff of the South Wilmington Street Center requested and endorsed the above public services.

Housing Market Analysis

MA-05 Overview

Housing Market Analysis Overview:

Wake County Housing Division is a crucial provider of affordable housing and community development in a competitive market environment. The economy is strong in Wake County, North Carolina, and is growing every day. Approximately 100 people move to Wake County every day, putting increased pressure on real estate costs and job competition.

Housing has become expensive, and many people are stretching their budgets to pay for housing, as seen in the previous cost burden analysis sections. In addition, many of the older neighborhoods and homes which may be more affordable are deteriorating and require substantial investment to be maintained as decent housing.

This section of the Consolidated plan will examine statistics and circumstances that illustrate the high cost of living in Wake County. Because of these high costs, assistance for low-moderate income citizens through subsidized housing and creative partnerships continues to be necessary.

MA-10 Number of Housing Units – 91.210(a)&(b)(2)

Introduction

As the percentage of types of housing below suggests, Wake County (excluding the City of Raleigh), is mainly suburban and rural. Single family homes comprise 76% of housing types, with the next most common housing type being mobile homes, boats, RVs, or vans. There are almost four times as many homeowners (95,107) as there are renters (25,381) living in Wake County outside of Raleigh.

There are predominantly medium sized families with 93% of owners living in housing with three or more bedrooms, and renters divided somewhat evenly between two bedrooms (42%) and three bedrooms (43%).

All residential properties by number of units

Property Type	Number	%
1-unit detached structure	99,418	76%
1-unit, attached structure	5,067	4%
2-4 units	3,333	3%
5-19 units	7,643	6%
20 or more units	3,794	3%
Mobile Home, boat, RV, van, etc	10,839	8%
Total	***130,094***	***100%***

Table 29 – Residential Properties by Unit Number

Data Source: 2007-2011 ACS

Unit Size by Tenure

	Owners		Renters	
	Number	%	Number	%
No bedroom	57	0%	520	2%
1 bedroom	433	0%	3,443	14%
2 bedrooms	6,435	7%	10,539	42%
3 or more bedrooms	88,182	93%	10,879	43%
Total	***95,107***	***100%***	***25,381***	***101%***

Table 30 – Unit Size by Tenure

Data Source: 2007-2011 ACS

Describe the number and targeting (income level/type of family served) of units assisted with federal, state, and local programs.

Federal, State, and Local funds are often used in conjunction to build affordable housing, most commonly in the Low-Income Housing Tax Credit construction. Additionally, funds are used to support smaller developments. In the past five years, a total of 387 affordable units for families have been completed and added to the affordable housing stock. This includes 157 units for families at or below 40% MFI. Funds have been committed for 64 additional affordable units which include 16 units for families at or below 40% MFI.

Annually, Wake County Supportive Housing administers 205 Shelter + Care rental subsidies funded through HUD. These vouchers assist homeless and disabled individuals and/or families. Wake County Supportive Housing administers 52 County funded vouchers for individuals who are homeless and disabled. Previous Consolidated Plan years have provided a total of 272 vouchers. Due to reduced funding for FY 2013, the number of vouchers has been reduced to 252.

Federal HOPWA funds (Housing Opportunities for Persons with AIDS) annually assist approximately 184 people. Most of them (114) had incomes below 30% AMI, while 60 had incomes between 30% - 50%, and 10 had incomes between 50% - 80% AMI.

Provide an assessment of units expected to be lost from the affordable housing inventory for any reason, such as expiration of Section 8 contracts.

Wake County continues to develop rapidly, and Raleigh is currently the second fastest growing city in the nation. Redevelopment threatens existing older market rate affordable housing, and new construction that replaces it is generally higher end market rate.

In addition, fewer landlords are accepting Section 8 vouchers, and consequently many people are having difficulty transferring off Shelter Plus Care or HOWPA vouchers.

Does the availability of housing units meet the needs of the population?

No, the needs of low-moderate income people are not being met because Wake County has become an expensive housing market. Affordable housing tends to be older housing that is in need of repair or substandard. As seen in the previous Needs Assessment section, there are 41,139 households in Wake County who are cost-burdened. Though they may not be homeless, households who are cost burdened are often not able to support other areas of their lives, a situation which may in turn affect their housing stability.

Describe the need for specific types of housing:

In Wake County, there are specific needs for affordable housing: one bedroom units in multi-family rental housing, handicap accessible units, one and two bedroom units in multi-family rental housing for seniors.

Discussion

Development pressure in Wake County has caused housing costs to continually rise, and affordable housing is being priced out of formerly humble neighborhoods. All family types are affected by this phenomenon. As a result, affordable options tend toward older housing that is increasingly dilapidated and in need of repair.

In addition, as the population ages, an increase in safe and decent affordable senior housing is needed as well.

MA-15 Housing Market Analysis: Cost of Housing - 91.210(a)

Introduction

Housing in Wake County is expensive at all income levels both for renters and owners. As we have seen in CHAS data provided in the ConPlan Planning Tool, there are 41,139 cost burdened households, which means they are paying more than 30% of their income for housing costs. The trend for high cost housing is likely to continue because Wake County is a popular place to live, land values are high, and the market is supporting higher rents.

Cost of Housing

	Base Year: 2000	Most Recent Year: 2011	% Change
Median Home Value	156,200	227,600	46%
Median Contract Rent	631	735	16%

Table 31 – Cost of Housing

Data Source: 2000 Census (Base Year), 2007-2011 ACS (Most Recent Year)

Rent Paid	Number	%
Less than $500	5,493	21.6%
$500-999	15,689	61.8%
$1,000-1,499	3,362	13.2%
$1,500-1,999	559	2.2%
$2,000 or more	278	1.1%
Total	***25,381***	***100.0%***

Table 32 - Rent Paid

Data Source: 2007-2011 ACS

Housing Affordability

% Units affordable to Households earning	Renter	Owner
30% HAMFI	1,534	No Data
50% HAMFI	7,103	4,672
80% HAMFI	16,466	16,958
100% HAMFI	No Data	27,277
Total	***25,103***	***48,907***

Table 33 – Housing Affordability

Data Source: 2007-2011 CHAS

Monthly Rent

Monthly Rent ($)	Efficiency (no bedroom)	1 Bedroom	2 Bedroom	3 Bedroom	4 Bedroom
Fair Market Rent	663	774	918	1,189	1,477
High HOME Rent	0	0	0	0	0
Low HOME Rent	0	0	0	0	0

Table 34 – Monthly Rent

Data Source Comments:

Is there sufficient housing for households at all income levels?

As the CHAS data from 2007-2011 indicates and discussed in the Needs Assessment, there are 41,139 households who are cost burdened, so no, there is not sufficient housing for households at all income levels.

The table above shows 1,534 units affordable to households at 30% and below AMI, but there are 16,530 cost burdened households at this level.

The table above tells us that there are 11,775 units affordable to households between 30%-50% AMI, but there are 11,096 cost burdened households at this income level.

When we look at households with an income level of between 50%-80% AMI, we see that the number of affordable units listed above is 3,341, while the population that is cost burdened at this level is 13,513 households.

Finally, at the income level 100% AMI, housing is more affordable, and this population is not eligible for HUD funded programs.

How is affordability of housing likely to change considering changes to home values and/or rents?

Housing affordability is decreasing. Property values are increasing, new homes are being built at higher price points, and rents are increasing as landlords realize they can now ask for more competitive rental rates.

How do HOME rents / Fair Market Rent compare to Area Median Rent? How might this impact your strategy to produce or preserve affordable housing?

Fair Market Rent (FMR) also includes a utility allowance, so in general the actual amount available for rent is less than the Area Median Rent in Wake County. For example, for a one-bedroom unit, the median rental cost is $770, and FMR is $774, but this includes a utility allowance. For a two-bedroom unit, the median rental cost is $910, and FMR is $918. Again, utility allowance must be deducted from this. For a three bedroom unit, the median rent is 1,125, and FMR is $1,189. When utility allowance is considered, the rent may be slightly higher than that which is covered with FMR.

HOME rent limits are lower than Fair Market Rents and thus present the same problems.

This could impact our strategy by encouraging us to fund more construction of affordable housing, which allows the units to remain at a low rental price during the affordability period. Rental assistance programs are also a good option for populations that are working their way toward higher incomes and self-sufficiency.

Discussion

Because housing is expensive in Wake County, especially for people at the lowest income levels, it is fortunate that funding from HUD exists to allow creation of affordable housing to help some people, even if we cannot assist all. There are many program options that Wake County can select to balance the needs of various income groups and household types.

Our citizen participation process revealed that homeless people and households at the lowest income levels are the groups that we should continue to focus on with our funds, as we did during the previous five-year Consolidated Plan period. These groups will be our top priority. In addition, we will also implement some programs that will address the needs of other low-income households earning up to 80% AMI.

MA-20 Housing Market Analysis: Condition of Housing – 91.210(a)

Introduction

Rehabilitation of substandard housing is a way to preserve the existing affordable housing stock and meet the needs of low- and moderate-income households.

Definitions

Substandard housing is defined as housing lacking adequate plumbing or heat. Overcrowded housing is also considered substandard, and overcrowded refers to having more than one person per room, excluding kitchens and bathrooms.

Housing that is in a "substandard condition but suitable for rehabilitation" would refer to housing that needs plumbing or heat, but is otherwise in a safe and decent condition.

Condition of Units

Condition of Units	Owner-Occupied		Renter-Occupied	
	Number	%	Number	%
With one selected Condition	22,514	24%	9,346	37%
With two selected Conditions	627	1%	673	3%
With three selected Conditions	10	0%	21	0%
With four selected Conditions	0	0%	0	0%
No selected Conditions	71,956	76%	15,341	60%
Total	***95,107***	***101%***	***25,381***	***100%***

Table 35 - Condition of Units

Data Source: 2007-2011 ACS

Year Unit Built

Year Unit Built	Owner-Occupied		Renter-Occupied	
	Number	%	Number	%
2000 or later	31,991	34%	7,204	28%
1980-1999	43,283	46%	11,184	44%
1950-1979	17,037	18%	5,762	23%
Before 1950	2,796	3%	1,231	5%
Total	***95,107***	***101%***	***25,381***	***100%***

Table 36 – Year Unit Built

Data Source: 2007-2011 CHAS

Risk of Lead-Based Paint Hazard

Risk of Lead-Based Paint Hazard	Owner-Occupied		Renter-Occupied	
	Number	%	Number	%
Total Number of Units Built Before 1980	19,833	21%	6,993	28%
Housing Units build before 1980 with children present	18,018	19%	4,071	16%

Table 37 – Risk of Lead-Based Paint

Data Source: 2007-2011 ACS (Total Units) 2007-2011 CHAS (Units with Children present)

Vacant Units

	Suitable for Rehabilitation	Not Suitable for Rehabilitation	Total
Vacant Units	0	0	0
Abandoned Vacant Units	0	0	0
REO Properties	0	0	0
Abandoned REO Properties	0	0	0

Table 38 - Vacant Units

Data Source: 2005-2009 CHAS

Need for Owner and Rental Rehabilitation

According to the table above, over one third, (37%) of rental units in Wake County (9,346) suffer from one conditional housing problem. Only 3 %, or 673 rental units have two conditions, while less than 1%, or 21 rental units are afflicted with three types of housing conditions. There is clearly a need for some rental rehabilitation, which should be prioritized based on the severity of the conditions.

There is also a need for rehabilitation of some owner-occupied housing. Specifically, 22,514 units (24%) have one condition, 627 units (1%) suffer from two conditions, and ten units (less than 1%) carry three housing conditions. As with the rental housing, there is a need for rehabilitation of these houses to ensure they are safe and decent.

In addition, housing stock that is aging may be in need of repair or rehabilitation if the owner is low- or moderate-income and does not have the finances to fix it. According to the table above, 28% (6,993) of renter occupied units were built before 1980. Similarly, 21% (19,833) of owner-occupied units were built before 1980. Even if these older homes and apartments do not have a housing condition at present, there is an increased likelihood that they will require repair of some sort in the near future.

Estimated Number of Housing Units Occupied by Low or Moderate Income Families with LBP Hazards

According to the tables above, there are 22,089 homes built before 1980 with children present. Since other HUD tables in the Needs Assessment Sectino show that approximately 31% of the total households in Wake County are considered low-moderate income, we can extrapolate from these figures to estimate that 6,848 low-moderate income families may be living in housing units with lead based paint hazards.

Discussion

The details in the tables and discussion above indicate the following:

- Wake County possesses many apartments and houses built before 1980, and a small number built before 1950. Along with aging housing comes the need for rehabilitation, which can help to maintain the affordable housing stock.
- Substandard housing that lacks plumbing or heating is in need of rehabilitation to keep residents safe and healthy.
- Lead-based paint remains a hazard for low-moderate income families living in housing built before 1980.

MA-25 Public and Assisted Housing – 91.210(b)

Introduction

Totals Number of Units

Program Type									
	Certificate	Mod-Rehab	Public Housing	Vouchers					
				Total	Project -based	Tenant -based	Special Purpose Voucher		
							Veterans Affairs Supportive Housing	Family Unification Program	Disabled *
# of units vouchers available			345	341			891	427	831
# of accessible units									
*includes Non-Elderly Disabled, Mainstream One-Year, Mainstream Five-year, and Nursing Home Transition									

Table 39 – Total Number of Units by Program Type

Data Source: PIC (PIH Information Center)

Describe the supply of public housing developments:

Describe the number and physical condition of public housing units in the jurisdiction, including those that are participating in an approved Public Housing Agency Plan:

Apex: 10 PH Units

Fuquay-Varina: 48 PH Units

Garner: 24 PH Units

Wake Forest: 144 PH Units

OMB Control No: 2506-0117 (exp. 07/31/2015)

Wendell: 35 PH Units

Zebulon: 82 PH Units

OMB Control No: 2506-0117 (exp. 07/31/2015)

Public Housing Condition

Public Housing Development	Average Inspection Score
Apex, Fuquay-Varina, Garner (total 82 units)	90
Wendell, Zebulon (total 117 units)	85
Wake Forest -144 units	91

Table 40 - Public Housing Condition

Describe the restoration and revitalization needs of public housing units in the jurisdiction:

Much of the housing is single level (brick and masonry) design built in the mid-1960s. Many of the HVAC units are aging and require major maintenance. Plaster wall deterioration is prevalent throughout the single level homes, with mildew and mold susceptibility because water can be trapped inside. Bathroom exhaust fan ventilation is required for the majority of units. Each unit also requires attic, eave, and soffit ventilation. Non-insulated exterior walls (low-external thermal insulation values) are standard throughout the units. An aging sewer system is also an ongoing challenge for these units. Additionally, there is continuous encroachment of root systems into sewer line.

There are still approximately 40 public housing units that have never had air conditioning.

Describe the public housing agency's strategy for improving the living environment of low- and moderate-income families residing in public housing:

HACW receives a separate grant annually under the Capital Fund program. These funds are used for making capital improvements to existing public housing properties. These funds are used primarily for large-scale repairs and upgrades to existing units and sites.

Additionally, HACW continues to look for opportunities to revitalize communities through major rehab or developing new housing.

Discussion:

As noted above, there are extensive rehabilitation efforts needed, in addition to new construction.

MA-30 Homeless Facilities and Services – 91.210(c)

Introduction

In Wake County, homeless facilities and services consist of an interwoven network of care provided by Wake County Human Services, non-profit organizations, and health clinics throughout the county. Client referrals are made between all of the organizations to ensure that the appropriate care is given as soon as possible. The Continuum of Care, also known as The Partnership to End Homelessness is the umbrella organization for all homeless facilities and services, and consists of members of all of the agencies and organizations. This structure enables coordination and cooperation among all providers, which allows the community to assist the needs of homeless persons in a comprehensive and cohesive manner.

Facilities and Housing Targeted to Homeless Households

	Emergency Shelter Beds		Transitional Housing Beds	Permanent Supportive Housing Beds	
	Year Round Beds (Current & New)	Voucher / Seasonal / Overflow Beds	Current & New	Current & New	Under Development
Households with Adult(s) and Child(ren)	191	7	175	360	0
Households with Only Adults	481	120	241	555	0
Chronically Homeless Households	0	0	0	0	0
Veterans	0	0	0	10	10
Unaccompanied Youth	6	0	0	2	0

Table 41 - Facilities and Housing Targeted to Homeless Households

Data Source Comments:

Describe mainstream services, such as health, mental health, and employment services to the extent those services are use to complement services targeted to homeless persons

Health services that are targeted to homeless persons in Raleigh are provided by:

- Wake County Human Services, Division of Public Health
- Wake Health Services-Horizon Health- a nonprofit that has a healthcare for the homeless program and provides healthcare specifically targeted to persons who are homeless. Healthcare services are provided at the organization's main office, which is a family medicine practice and at the S. Wilmington St. Center, the largest men's emergency shelter in the community.
- Urban Ministries of Wake County-a nonprofit that operates the Open Door Clinic. This clinic serves persons who are low-income, including persons who are homeless Mainstream mental health services in Raleigh and Wake County coordinated by Alliance Behavioral Health Care. Alliance is the ensurer of services and contracts with services providers in the community to deliver mental health services. In addition, there are a few mental health teams that specifically serve homeless persons:
- Wake County McKinney Team-outreach and on-going mental health services to persons who are homeless and formerly homeless
- Wake County's Community Outreach Team-a mental health team located at Cornerstone, a day center for homeless persons that is operated by Wake County
- SouthLight
- Monarch Behavioral Health Care
- Triangle Family Services

Employment services for persons who are homeless are provided by:

- Wake County/North Carolina Works Career Development Center
- Wake County Housing Division's Homeless Employment Initiative-offered to men staying at the S. Wilmington St. Center emergency shelter
- StepUp Ministries-a nonprofit that operates an intensive job training program for persons who are unemployed or under employed, including persons who are homeless
- Inter-Faith Food Shuttle-a nonprofit that operates a culinary job training program specifically for persons who are homeless.

List and describe services and facilities that meet the needs of homeless persons, particularly chronically homeless individuals and families, families with children, veterans and their families, and unaccompanied youth. If the services and facilities are listed on screen SP-40 Institutional Delivery Structure or screen MA-35 Special Needs Facilities and Services, describe how these facilities and services specifically address the needs of these populations.

The following agencies provide services and facilities for homeless persons. All agencies serve chronically homeless persons. Other populations as requested above are mentioned next to the agency listed below.

- Wake County Human Services South Wilmington Street Center: Men - shelter and supportive services
- Raleigh Rescue Mission: Men, women, and families - shelter and supportive services
- Wake Interfaith Hospitality Network: Families - shelter, supportive services, transitional supportive housing, and rapid rehousing
- The Salvation Army: Female headed families - shelter and supportive services
- PLM Families Together: Families - transitional supportive housing, rapid rehousing, and supportive services
- Triangle Family Services: Families - supportive services, self-sufficiency classes, and rapid re-housing
- Passage Home: Families - transitional supportive housing, permanent supportive housing, and rapid re-housing
- The Carying Place: Families - transitional supportive housing
- Catholic Charities: Families and Individuals - permanent supportive housing
- Urban Ministries/ Helen Wright Center: Women - shelter and supportive services
- Women's Center of Wake County: Women - supportive services and rapid re-housing
- Haven House/Wrenn House: Unaccompanied Youth: shelter, supportive services, and rapid re-housing
- Hope Center at Pullen Baptist Church: Unaccompanied Youth after Foster Care - supportive services and rapid re-housing

Veterans and their families:

- The Veterans Affairs - connections to employment, supportive services, and housing and VASH vouchers
- South Wilmington Street Center- Supportive Services, connections to housing and VASH vouchers
- CASA- Permanent Supportive Housing
- Volunteers of America and Passage Home-Veteran's Intake Center-provides case management, rapid re-housing assistance, and outreach through a SURGE grant
- Passage Home-housing and services to veterans and their families through the Veteran's Affairs grant per diem program and an SSVF grant

Special Needs Populations:

- Interact: Victims of domestic violence (men, women, and children): shelter, supportive services
- Healing Place for Men: Men - shelter, supportive services, transitional housing, Recovery for Substance Abuse
- Healing Place for Women: Women - shelter, supportive services, transitional housing, and Recovery for Substance Abuse

OMB Control No: 2506-0117 (exp. 07/31/2015)

- Southlight: Men and Women - supportive services and transitional housing

Mentally disabled homeless persons:

- CASA - permanent supportive housing
- Wake County Supportive Housing - Shelter Plus Care vouchers, Wake County vouchers, and comprehensive supportive services and case management

MA-35 Special Needs Facilities and Services – 91.210(d)

Introduction

Helping people to remain stable in their housing is the Housing Division's goal for Wake County clients, yet this is often difficult for people with special needs or disabilities who require ongoing services or case management. Many supportive service needs are simply not being met because there is not enough funding in the case management arena. The shortage of case management makes partnerships and good referrals even more imperative, as a client will often need to seek help from various sources rather than finding a comprehensive package of assistance in one place. Wake County's housing and supportive housing plans consist of a robust combination of County offered services and partnerships with developers, agencies, and providers.

HOPWA Assistance Baseline Table

Type of HOWA Assistance	Number of Units Designated or Available for People with HIV/AIDS and their families
TBRA	0
PH in facilities	0
STRMU	0
ST or TH facilities	0
PH placement	0

Table 42– HOPWA Assistance Baseline

Data Source: HOPWA CAPER and HOPWA Beneficiary Verification Worksheet

Number and Type of Units for People with HIV/AIDS and their families

TBRA: 69 Vouchers

PH in facilities: 3 units (Capital Development)

STRMU: 115 clients assisted

ST or TH facilities: 0

PH Placement: 4 clients assisted

Including the elderly, frail elderly, persons with disabilities (mental, physical, developmental), persons with alcohol or other drug addictions, persons with HIV/AIDS and their families, public housing residents and any other categories the jurisdiction may specify, and describe their supportive housing needs

Supportive Housing Needs for the following populations include:

- Elderly and Frail Elderly: Case management, Education about housing options, Retrofits for elderly who are disabled to enable them to remain in their homes, such as: grab bars, tub/shower modifications, wheelchair ramps, and door widenings
- Persons with disabilities: Necessary services and in-home services, many services are not covered by Medicaid, transportation
- Persons with alcohol or drug addictions: More permanent supportive housing in sobriety housing with roommates, more temporary shelter beds
- Persons with HIV/AIDS and their families: Transportation, budgeting classes, and child care
- Public housing residents: Revitalized or new communities, economic improvement programs, safety and security such as cameras and fencing, beautification of communities for uplift
- Youth aging out of foster care: Housing case management

Describe programs for ensuring that persons returning from mental and physical health institutions receive appropriate supportive housing

Persons Returning from Mental Health Institutions

When a person will be discharged from an institution, the Alliance for Behavioral Health is notified by the institution and the Alliance's Care Coordination program will make a referral to the Wake County Housing Division and private agencies. The McKinney Team and the Supportive Housing Team of Wake County will evaluate the individual for Shelter Plus Care, Housing First, or other supportive housing options.

The Alliance operates several other programs including:

- Transitions to Community Living Initiative in Wake County - This state-sponsored program assists adults with severe and persistent mental illness and serious mental illness in transitioning from institutional settings (group homes, adult care homes, hospitals) to independent community living. Assistance is provided through mental health services, housing subsidies, life skills training, and employment training.
- The Access and Information Center - a 24/7 access line to ensure that individuals receive timely access to needed mental health, intellectual and developmental disability, and substance abuse services.
- Provider Network Operations - develops and maintains the provider network with a sufficient number, mix, and geographic distribution of providers to ensure availability of easy access, quality care, and cost-effective services for consumers.
- Community Relations - a System of Care approach to coordinate partnerships between local community agencies, advocacy groups, schools, criminal justice, and other governmental agencies.

Persons returning from Physical Health Institutions

In 2015, WakeMed Hospital began development of a discharge outreach team of six social workers, to be expanded to 10, who will provide social service assistance to emergency department high utilizers who are uninsured. All the social workers are trained in SOAR (SSI/SSDI Outreach and Recovery). The anticipated number of the uninsured high utilizers is approximately 310-350, many of whom are homeless, mentally ill, and/or substance abusers. The objectives are to help guide the clients through the medical system, help get them the benefits they are eligible for, encourage them to obtain the prescriptions and services they need, and direct them to the most appropriate level of care to meet their needs. The goal is to be proactive and preventive rather than address problems in the emergency department.

Specify the activities that the jurisdiction plans to undertake during the next year to address the housing and supportive services needs identified in accordance with 91.215(e) with respect to persons who are not homeless but have other special needs. Link to one-year goals. 91.315(e)

See below as Wake County is an entitlement/consortium grantee.

For entitlement/consortia grantees: Specify the activities that the jurisdiction plans to undertake during the next year to address the housing and supportive services needs identified in accordance with 91.215(e) with respect to persons who are not homeless but have other special needs. Link to one-year goals. (91.220(2))

Next year, Wake County will address the housing and supportive service needs identified above for the below populations with the programs described below. These will also be described in the Action Plan One-year goal section of the Consolidated Plan.

- Elderly and Frail Elderly: CDBG funds will be used for Rehabilitation Housing Retrofits for Elderly and Disabled citizens. Next year's goal is to assist approximately 52 persons.
- Persons with disabilities: Persons with physical disabilities but who are not homeless will be assisted through Mobility equipped units in affordable housing developments. In addition, the Targeting Program ensures that 10% of all units in tax-credit developments are reserved for persons with physical, mental, or developmental disabilities. Supportive case management is a

requirement of this program. Next year's goal is to assist approximately 35 persons for both Targeted units and Mobility equipped units.

- Persons with alcohol or drug addictions: Non-homeless persons with alcohol or drug addictions are referred to the Wake County Alcoholism Treatment Center and community agencies such as The Healing Place of Wake County and Southlight
- Persons with HIV/AIDS and their families: Next year, Tenant-Based Rental Assistance and Short Term Rental, Mortgage, and Utility assistance will be provided along with supportive services for persons with HIV/AIDS and their families. The one year goal is to serve approximately 125 clients.
- Public housing residents: Wake County Housing will work with the Housing Authority of Wake County to partner with them where possible to help achieve their goals for their residents.
- Youth aging out of foster care: Wake County Housing Division will use HOME funds for tenant based rental assistance to assist young adults who have aged out of foster care. Supportive housing case management will be provided by Pullen Hope Center, which has been working with this population for many years. Funding will be scaled with time to enable the client to be self-sufficient at the end of the term of assistance. The one year goal is to serve approximately 15 youth. The market conditions that led to the decision to use TBRA funds for this population include the following information from the Hope Center at Pullen:

Young people aging out of foster care are one of the most at-risk populations in the United States. Thirty to forty young people age out of foster care each year in Wake County alone. National and local data clearly indicate that young people aging out of foster care are at great risk for a variety of challenges. Without intervention, almost 40% will end up homeless and living on the streets. Almost half will be pregnant or incarcerated by their 19th birthday. Similarly, only 50% will graduate from high school and of the small percentage that attend post-secondary education, only 2-4% will graduate.

The target population is young people between the ages of 18-25 who have aged out of foster care in Wake County or who aged out of foster care in another county and are now living in Wake County. Young people who age out of foster care typically share some general characteristics:

- Victims of abuse or neglect or other trauma
- Limited independent living skills
- Limited education
- Limited employment skills or experience
- Little or no savings
- Limited or nonexistent support network
- 100% of clients are at or below the Federal Poverty Level

The Ready to Rent Class is a supportive service that will be taught to these youth as well as to many clients of the Wake County Housing Division and Wake County citizens to prepare them for being good tenants and thereby remain stably housed.

MA-40 Barriers to Affordable Housing – 91.210(e)

Negative Effects of Public Policies on Affordable Housing and Residential Investment

Negative effects of public policies on affordable housing and residential development, as well as any other barriers to affordable housing will be described in the Fair Housing Plan that will be complete by June 30, 2015.

MA-45 Non-Housing Community Development Assets – 91.215 (f)

Introduction

There are many community development assets in Wake County as is revealed in the tables below. Specifically, workers abound here in wake County, and often possess high levels of education. As of July 2014, the unemployment rate was low at 5.5 %, and the table below acknowledges high median earnings. The business activity chart below suggests that some sectors are very high in terms of number of workers, yet different sectors emerge as having the greatest number and share of jobs. The major sectors are listed below after the presentation of the tables.

Economic Development Market Analysis

Business Activity

Business by Sector	Number of Workers	Number of Jobs	Share of Workers %	Share of Jobs %	Jobs less workers %
Agriculture, Mining, Oil & Gas Extraction	603	397	0	0	0
Arts, Entertainment, Accommodations	14,517	10,608	12	13	1
Construction	7,345	8,546	6	10	4
Education and Health Care Services	20,532	8,239	17	10	-7
Finance, Insurance, and Real Estate	8,332	4,178	7	5	-2
Information	4,607	1,683	4	2	-2
Manufacturing	15,821	14,278	13	17	4
Other Services	4,114	3,068	3	4	1
Professional, Scientific, Management Services	17,838	9,483	15	11	-4
Public Administration	0	0	0	0	0
Retail Trade	15,784	13,727	13	17	4
Transportation and Warehousing	2,905	2,657	2	3	1
Wholesale Trade	8,364	5,625	7	7	0
Total	120,762	82,489	--	--	--

Table 43 - Business Activity

Data Source: 2007-2011 ACS (Workers), 2011 Longitudinal Employer-Household Dynamics (Jobs)

OMB Control No: 2506-0117 (exp. 07/31/2015)

OMB Control No: 2506-0117 (exp. 07/31/2015)

Labor Force

Total Population in the Civilian Labor Force	178,309
Civilian Employed Population 16 years and over	166,311
Unemployment Rate	6.73
Unemployment Rate for Ages 16-24	14.97
Unemployment Rate for Ages 25-65	5.04

Table 44 - Labor Force

Data Source: 2007-2011 ACS

Occupations by Sector	Number of People
Management, business and financial	54,515
Farming, fisheries and forestry occupations	6,203
Service	11,419
Sales and office	40,492
Construction, extraction, maintenance and repair	13,772
Production, transportation and material moving	8,104

Table 45 – Occupations by Sector

Data Source: 2007-2011 ACS

Travel Time

Travel Time	Number	Percentage
< 30 Minutes	88,118	58%
30-59 Minutes	55,188	37%
60 or More Minutes	7,537	5%
Total	***150,843***	***100%***

Table 46 - Travel Time

Data Source: 2007-2011 ACS

Education:

Educational Attainment by Employment Status (Population 16 and Older)

Educational Attainment	In Labor Force		
	Civilian Employed	Unemployed	Not in Labor Force
Less than high school graduate	8,051	949	3,964
High school graduate (includes equivalency)	24,694	2,524	7,965
Some college or Associate's degree	41,423	3,259	9,338

Educational Attainment	In Labor Force		
	Civilian Employed	Unemployed	Not in Labor Force
Bachelor's degree or higher	71,964	2,795	11,580

Table 47 - Educational Attainment by Employment Status

Data Source: 2007-2011 ACS

Educational Attainment by Age

	Age				
	18–24 yrs	25–34 yrs	35–44 yrs	45–65 yrs	65+ yrs
Less than 9th grade	932	1,544	1,518	1,920	2,423
9th to 12th grade, no diploma	2,621	2,715	2,061	3,218	3,155
High school graduate, GED, or alternative	5,489	6,226	9,400	19,581	9,501
Some college, no degree	7,501	8,264	10,000	18,138	5,765
Associate's degree	868	3,276	5,594	8,914	1,595
Bachelor's degree	2,066	14,046	20,122	25,608	4,411
Graduate or professional degree	153	5,488	8,410	12,807	2,929

Table 48 - Educational Attainment by Age

Data Source: 2007-2011 ACS

Educational Attainment – Median Earnings in the Past 12 Months

Educational Attainment	Median Earnings in the Past 12 Months
Less than high school graduate	18,465
High school graduate (includes equivalency)	27,771
Some college or Associate's degree	35,455
Bachelor's degree	51,448
Graduate or professional degree	69,552

Table 49 – Median Earnings in the Past 12 Months

Data Source: 2007-2011 ACS

Based on the Business Activity table above, what are the major employment sectors within your jurisdiction?

The major employment sectors in Wake County are:

1. Manufacturing
2. Retail Trade
3. Arts, Entertainment, Accommodations
4. Professional, Scientific, Management Services

Describe the workforce and infrastructure needs of the business community:

The business community continues to need qualified talent in order to meet their growth needs. This is particularly true in IT, Life Sciences and Financial Services. Training and education programs to support all levels of employees continue to be important. K-12 Education, Wake Tech Community College and our Colleges and Universities are an important part of the infrastructure that supports the talent required by our companies. In addition, programs provided by Capital Area Workforce Development Board remain important.

Regarding infrastructure, transportation networks for movement of goods and people are important to the business community. Planning for the Region's growth and providing for the mobility needs of our community will continue to be an area of need.

Google Fiber and AT&T Fiber are bringing important technology infrastructure to our area which will spur business growth and support entrepreneurs in our community as affordable high speed internet is available in our community.

Describe any major changes that may have an economic impact, such as planned local or regional public or private sector investments or initiatives that have affected or may affect job and business growth opportunities during the planning period. Describe any needs for workforce development, business support or infrastructure these changes may create.

The new downtown Raleigh plan underway will spur significant private sector and public sector investment as the next 10 year plan for downtown Raleigh takes shape. Additional private sector investment in the warehouse district, near Nash Square and Moore Square in Downtown Raleigh, coupled with public sector investments in Union Station and transit will provide new opportunities for business growth. In addition, the Blue Ridge Corridor Plan, the New Bern Avenue Corridor Study and other planning efforts throughout Wake County will provide additional business opportunities. As growth continues, the need for schools will increase. In addition, Wake Tech has significant growth plans throughout Wake County to serve the needs of our growing community.

How do the skills and education of the current workforce correspond to employment opportunities in the jurisdiction?

Wake County is fortunate to have an award-winning public school system, the fastest growing large community college in the country and 12 colleges and universities within the county boundaries, not to mention additional educational institutions in the Region. In addition, the County has multiple apprenticeship programs, internship opportunities and the engagement of the business community in the cultivation of talent. That said, the goal of preparing our citizens for the jobs of today and the future must remain a focus.

OMB Control No: 2506-0117 (exp. 07/31/2015)

Describe any current workforce training initiatives, including those supported by Workforce Investment Boards, community colleges and other organizations. Describe how these efforts will support the jurisdiction's Consolidated Plan.

The NC Community College system offers several training programs including Customized Industry Training (Manufacturing Skills, Leadership & Management, Lean Six Sigma, Computer Skills, etc.), Professional Development/Soft Skills Training, etc. The Capital Area Workforce Development Board offers On the Job Training for companies and employees, as well as other programs to support workforce needs.

In addition, Wake County Public Schools and Wake Tech Community College have teamed up to provide training through the Vernon Malone College and Career Academy designed to prepare students for today's jobs, while Wake Tech and NCSU have partnered on programs like BTEC (Biotechnology Training & Education Center) to provide skills training for those interested in a job in biotechnology manufacturing.

Furthermore, Wake Tech provides extensive workforce training initiatives through its Job Skills Training program. The tuition fees are waived for people who are unemployed, underemployed, have recently received notice of a layoff, seniors on a fixed income, or stay-at home spouses joining or rejoining the workforce. A list of classes is attached below. These training initiatives support the Consolidated Plan by assisting homeless persons as well as low-income people who visit the Wake County Human Services Workforce Development Center. First, Wake Tech offers many of these classes at the South Wilmington Street Center (SWSC) for homeless men. They are a requirement for the men staying at the center who engage in the Progressive Housing Program. In addition, other Wake Tech classes are offered at the SWSC including Culinary Arts Training to prepare a client to work in a restaurant. A ServeSafe class provides a certification to a client who completes the Culinary Arts Training; this class is purchased from Wake Tech with CDBG Public Services funds, along with several other classes purchased annually to provide hands on training and certification for potential employment. Finally, the Wake Tech classes are advertised to low income people who present to Wake County Human Services if they are seeking employment and visit the Workforce Development Office in the Human Services Building. The accessibility of the classes to the general public supports the Consolidated Plan by helping people gain employment, and thus increase their likelihood of being able to afford safe and decent housing.

Does your jurisdiction participate in a Comprehensive Economic Development Strategy (CEDS)?

No

If so, what economic development initiatives are you undertaking that may be coordinated with the Consolidated Plan? If not, describe other local/regional plans or initiatives that impact economic growth.

Wake County partners with the private sector in Wake County Economic Development, a public-private partnership for economic development in Wake County. The WCED program focuses on business recruitment & expansion, existing industry support, public relations and marketing efforts, talent recruitment & retention, and support for entrepreneurs and innovation.

Wake County has annual economic development goals as determined by the County Commissioners.

Discussion

Wake County has great economic opportunity and extensive educational options as indicated by the answers to the questions above regarding business needs and workforce development. However, the abundance of opportunity is not necessarily available to the people at lower incomes who are not able to take advantage of further training and education. A corollary is that housing costs are rising as Wake County grows by day and increasingly wealthier people move here from out of state. Thus affordable housing remains a problem for people who are in service jobs, or who are underemployed or looking for employment. The provision of affordable housing remains a goal that runs parallel to that of increasing the education and earning potential of the workforce.

WAKE TECH
WORKFORCE CONTINUING EDUCATION

The Tuition is Waived for individuals who are: unemployed*, under-employed, or are facing a layoff

March 2015

Job Skills Training Classes

Class	Dates/Days	Time	Location	Description
Beyond the Resume	March 2-5 Mon.—Thurs.	12:45pm-4:45pm	Cary Employment Services (NCWorks Career Center—Cary)	Learn how to secure a job in today's rapidly changing market.
Computer Basics for Job Seekers	March 2 Monday	9:00am-12:00pm	NC Works Career Center—Raleigh	Learn basic computer skills that can enhance your job search.
How to Make Money When You Don't Have A	March 2-12 Mon.—Thurs.	6:30pm-9:30pm	Northern Wake Bldg. E Room 255	Learn methods for earning money with just your computer and an internet connection.
LinkedIn Overview for Job Seekers	March 2 Monday	12:30pm-4:00pm	NC Works Career Center - Raleigh	Provides an overview of LinkedIn and its uses.
Nail the Interview and Get Hired	March 2-6 Mon.-Fri.	12:30pm-3:30pm	Western Wake Room 110	Learn interview skills needed to secure a job offer.
Resume Style and Organization	March 2 Monday	9:00am-12:30pm	NC Works Career Center - Raleigh	Learn the components of an effective resume.
Career Exploration for Careers in Childcare/Elder Care	March 3-13 Tues.-Fri.	9:00am-4:00pm (1 hour lunch break	Wake County Human Services Millbrook	Learn steps involved for a career as a childcare or elder care provider.
Jump Start Your Resume	March 3-5 Tues.-Fri.	1:00pm-5:00pm	White Memorial Presbyterian Church	Class will teach students to write clear and concise resume content.
Confidence Focused Interviewing	March 4-25 Open Entry on	9:00am-12:00pm	NC Works Career Center—Raleigh	Learn how to interview with confidence.

For a complete list of classes and to reserve a seat online go to:

hrd.waketech.edu

919-532-5696

**Including Stay-at-Home Spouses and Senior Adults looking to enter or re-enter the workforce.*

If you do not qualify for the waiver, the tuition rates are very reasonable.

Wake Tech Classes Page 1

WAKE TECH
WORKFORCE CONTINUING EDUCATION

The Tuition is Waived for individuals who are: unemployed*, under-employed, or are facing a layoff

March 2015

Job Skills Training Classes

Class	Dates/Days	Time	Location	Description
NCWorks Online: Your Connection with Employers Starts Here	March 4 Wednesday	12:30pm-4:00pm	NC Works Career Center - Raleigh	This class provides an overview of NCWorks Online and how to access its job
Work Histories, Resumes, Applications	March 6 Friday	9:00am– 12:30pm	NC Works Career Center—Raleigh	Learn how to use your work history to your advantage on resumes and job applications.
LinkedIn-Getting Started	March 7 Saturday	8:30am-3:30pm (30 min lunch break	Western Wake Room 112	Create a LinkedIn profile and learn how to use it to enhance your job search.
Career Readiness for the Health and Wellness Industry	March 9-April 2 Mon.-Thurs.	9:00am-12:00pm	Northern Wake Bldg. D Rm. 260	Explore careers opportunities in the field of health and wellness.
Essential Computer Skills for Your Job Search	March 9-10 Mon.-Tues.	9:00am-12:00pm	NC Works Career Center—Raleigh	Learn basic computer skills for email and word processing for employment.
Exploring Entry Level Public Relations Occupations	March 9-19 Mon.-Thurs.	9:00am-3:30pm (30 min lunch break from 12-12:30)	Northern Wake Bldg. A Rm. 410	Learn about career opportunities in the field of public relations.
NCWorks Online: Your Connection with Employers Starts Here	March 9 Monday	1:00pm-4:00pm	Wake County Human Services Millbrook	This class provides an overview of NCWorks Online and how to access its job
Resume Style and Organization	March 9 Monday	9:00am-12:30pm	NC Works Career Center	Learn the components of an effective resume.

For a complete list of classes and to reserve a seat online go to:

hrd.waketech.edu

919-532-5696

**Including Stay-at-Home Spouses and Senior Adults looking to enter or re-enter the workforce.*

If you do not qualify for the waiver, the tuition rates are very reasonable.

Wake Tech Classes Page 2

WAKE TECH
WORKFORCE CONTINUING EDUCATION

The Tuition is Waived for individuals who are: unemployed*, under-employed, or are facing a layoff

March 2015

Job Skills Training Classes

Class	Dates/Days	Time	Location	Description
Technology Tools for Job Search Strategies	Mar. 9—Apr 2	8:45am—11:45am	Western Wake Room 110	Learn to use computer technology, the Internet and email for your job search.
What Not to Say: Interview Essentials	March 12-13 Thurs.-Fri.	9:00am– 12:30pm	NC Works Career Center—Raleigh	Discover what NOT to say in an interview .
Computer Basics for Job Seekers	March 16 Monday	9:00am-12:00pm	NC Works Career Center—Raleigh	Learn basic computer skills that can enhance your job search.
Resume Style and Organization	March 16 Monday	9:00-12:30pm	NC Works Career Center—Raleigh	Learn the components of an effective resume.
Career Exploration of E-Publishing Opportunities	March 17-April 9 Tues.& Thurs.	6:00pm-9:00pm	Western Wake Room 110	Explore opportunities of establishing a book, a blog, an article, and a magazine.
Get an Edge on the Competition: Electronic Resume Tips	March 17 Tuesday	9:00am-12:30pm	Cary Employment Services (NCWorks Career Center—Cary)	Create your resume using key words, phrases and formatting for online screening.
NCWorks Online: Your Connection with Employers Starts Here	March 18 Wednesday	12:30pm-4:00pm	NC Works Career Center—Raleigh	This class provides an overview of NCWorks Online and how to access its job search tools.

For a complete list of classes and to reserve a seat online go to:

hrd.waketech.edu

919-532-5696

**Including Stay-at-Home Spouses and Senior Adults looking to enter or re-enter the workforce.*

If you do not qualify for the waiver, the tuition rates are very reasonable.

Wake Tech Classes Page 3

WAKE TECH
WORKFORCE CONTINUING EDUCATION

The Tuition is Waived for individuals who are: unemployed*, under-employed, or are facing a layoff

March 2015

Job Skills Training Classes

Class	Dates/Days	Time	Location	Description
Networking, Resources and Job Hunting	March 20 Friday	9:00am-12:30pm	NC Works Career Center—Raleigh	Explore both traditional and innovative job search methods.
Critical Job-Seeking Skills for Pharma/Biopharma Students	Mar 21 & Mar 28 Saturdays	9:00am-4:00pm (1 hour lunch break)	Western Wake Room 110	Learn to find employment opportunities in the pharma/biopharma industry.
Essential Computer Skills for Your Job Search	March 23-24 Mon.-Tues.	9:00am-12:00pm	NC Works Career Center—Raleigh	Learn basic computer skills for email and word processing for
Resume Style and Organization	March 23 Monday	9:00am-12:30pm	NC Works Career Center—Raleigh	Learn the components of an effective resume.
Creating Stellar Cover Letter	March 24-25 Tues. & Wed.	12:30pm-3:30pm	Western Wake Room 110	Learn how to write a cover letter that leads to a job interview!
Interviewing Preparation Skills	March 24 Tuesday	9:00am-12:30pm	Northern Regional Center	Learn how to excel in the interview.
Resume Style and Organization	March 30 Monday	9:00am-12:30pm	NC Works Career Center—Raleigh	Learn the components of an effective resume.

For a complete list of classes and to reserve a seat online go to:

hrd.waketech.edu

919-532-5696

**Including Stay-at-Home Spouses and Senior Adults looking to enter or re-enter the workforce.*

If you do not qualify for the waiver, the tuition rates are very reasonable.

Wake Tech Classes Page 4

MA-50 Needs and Market Analysis Discussion

Are there areas where households with multiple housing problems are concentrated? (include a definition of "concentration")

Households with multiple housing problems tend to be located in the older neighborhoods and subdivisions of all the towns in Wake County. These areas also often correspond geographically with HUD designated Low-Income Block groups. Age of housing, and lack of heat are combination problems, and occasionally, lack of plumbing is a compounding problem.

Are there any areas in the jurisdiction where racial or ethnic minorities or low-income families are concentrated? (include a definition of "concentration")

Eastern Wake County shows higher percentages of African American and Hispanic populations. Two maps attached below illustrate the following:

A map titled African American Population Wake County 2010 Census Tracts, indicates areas of greater than 25% African American populations based on 2010 Census data.

A map titled Hispanic Population by Census Tract, indicates areas of greater than 12% Hispanic population based on 2010 Census data.

What are the characteristics of the market in these areas/neighborhoods?

These neighborhoods generally offer fewer services, fewer retail opportunities, and minimal transportation options.

Are there any community assets in these areas/neighborhoods?

Community assets in the Eastern portion of Wake County include human capital; community, recreational, and education centers; and a satellite branch of Wake County Human Services called the Eastern Regional Center.

In addition, Wake County Housing has bolstered the communities with CDBG public facility investments such as community centers, sidewalks, and playgrounds, and with housing investments such as new apartment communities and rehabilitation of homes.

Are there other strategic opportunities in any of these areas?

Strategic opportunities include:

- More affordable housing and possibly transitional housing, if needed
- Increased transportation options, which are in discussion County wide
- Additional partnerships with the Eastern Regional Center for housing and supportive services

African American Population Wake County 2010 Census Tracts

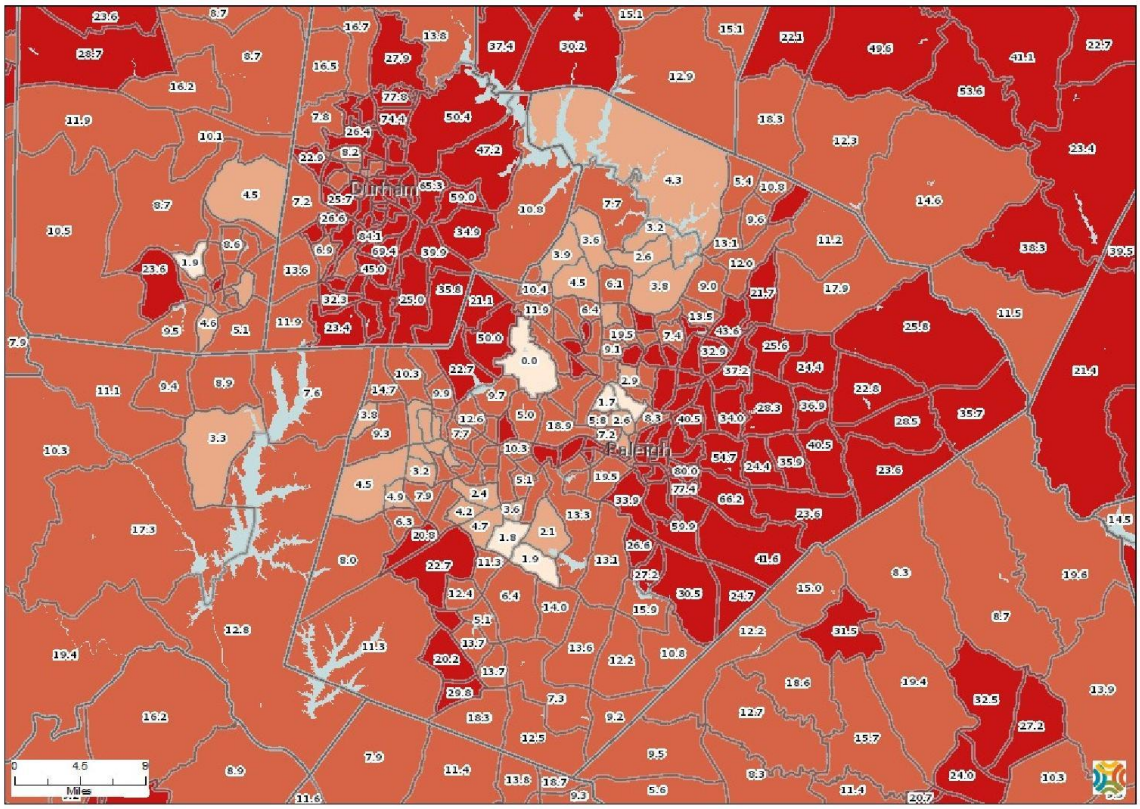

Wake County African American Population 2010 Census

OMB Control No: 2506-0117 (exp. 07/31/2015)



Wake County African American Population 2010 Census Legend

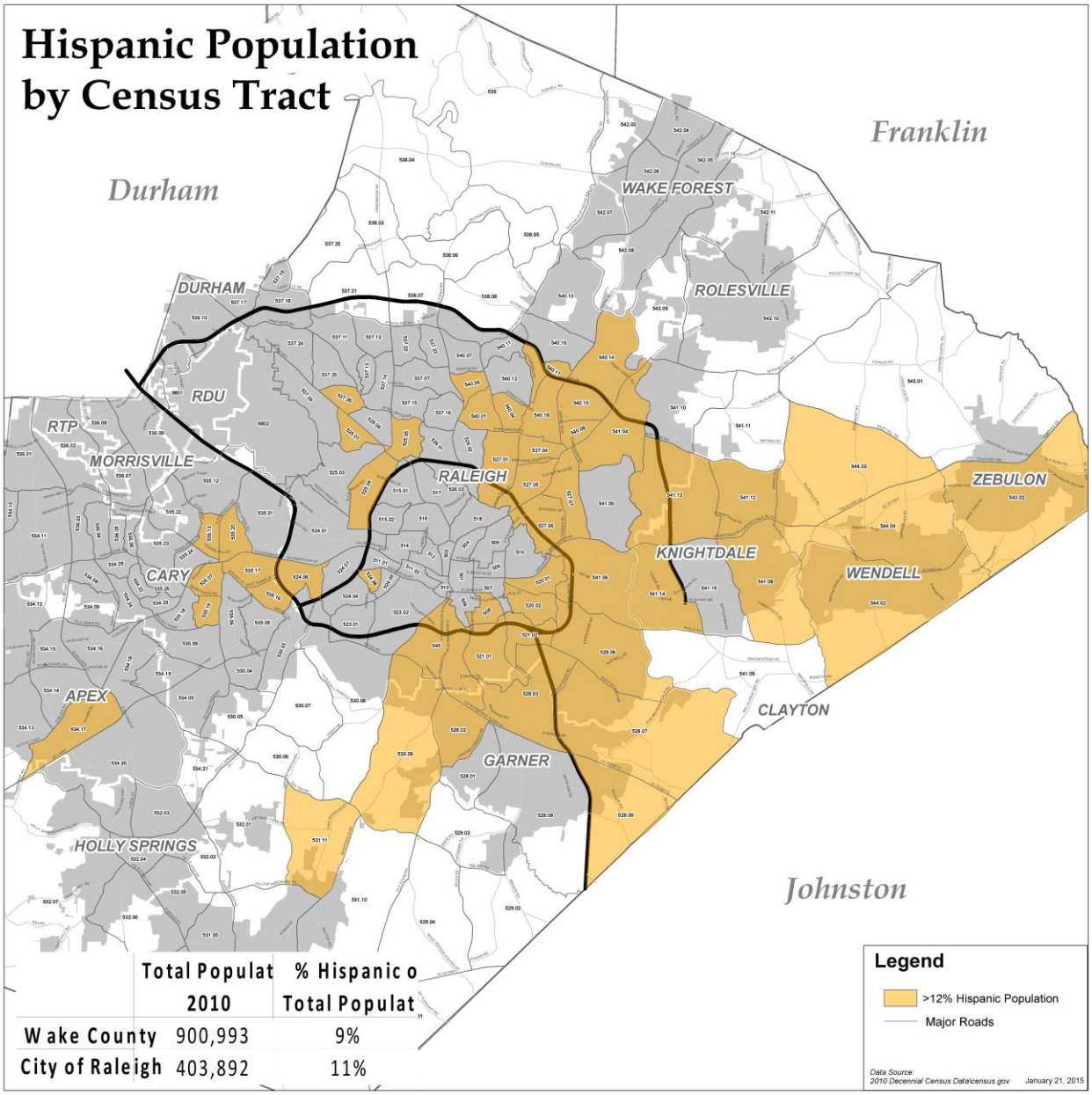

	Total Populat 2010	% Hispanic o Total Populat
Wake County	900,993	9%
City of Raleigh	403,892	11%

Wake County Hispanic Population 2010 Census

Strategic Plan

SP-05 Overview

Strategic Plan Overview

The Strategic Plan provides a comprehensive snapshot of housing and community development needs in Wake County, of the institutional delivery system, and information about the local Public Housing Authority. Perhaps more importantly, this section presents Wake County Housing Division's goals for addressing the needs identified and the programs that will be used to achieve these goals. It includes a thorough community wide strategy toward ending and preventing homelessness and the multi-faceted issues related to helping people through and beyond a homeless situation.

The needs section and the goals section included in this Strategic Plan also provide the basis for the next section, the Annual Action Plan. Implementation of the programs described herein will create a holistic County wide effort to provide affordable housing, prevent and end homelessness, offer job training and employment opportunities, and build infrastructure and community facilities to improve access and quality of life in low and moderate income neighborhoods.

SP-10 Geographic Priorities – 91.215 (a)(1)

Geographic Area

Table 50 - Geographic Priority Areas

General Allocation Priorities

Describe the basis for allocating investments geographically within the jurisdiction (or within the EMSA for HOPWA)

Investments will be allocated throughout Wake County according to need.

CDBG funds invested in public facilities and improvements will be located in income eligible areas of Wake County towns determined by the Town's Planning Director. They will be dispersed throughout each of the Towns that are part of the entitlement in order to serve the needs of as many citizens as possible.

CDBG Rehabilitation funds will likewise be dispersed to qualifying homeowners and renters throughout the Towns in Wake County and unincorporated areas of the County.

HOME funds for development will be distributed on the basis of awarded development contracts, with a focus on the towns that have a lower percentage of affordable housing.

HOME funds used for Tenant Based Rental Assistance will be spent in the locality selected by the recipient of the rental assistance.

HOPWA funds are available for use throughout Wake, Johnston, and Franklin Counties, and recipients of these funds may live anywhere in these three counties.

SP-25 Priority Needs - 91.215(a)(2)

Priority Needs

Table 51 – Priority Needs Summary

1	**Priority Need Name**	Affordable Housing
	Priority Level	High
	Population	Extremely Low Low Large Families Families with Children Elderly Individuals Families with Children veterans Elderly Persons with Mental Disabilities Persons with Physical Disabilities Persons with Developmental Disabilities
	Geographic Areas Affected	
	Associated Goals	Affordable Housing Development Housing Rehabilitation
	Description	Affordable Housing is a priority in Wake County for people at low and very low income levels, people who are homeless, and people who are non-homeless, but have special needs. This could include rental housing as well as homeownership opportunities. Families, individuals, and the elderly population all will be addressed in working toward meeting this need.
	Basis for Relative Priority	Affordable housing has been determined to be a high priority because of the high number of cost burdened households, the data provided by HUD, and the results of numerous community meetings, public hearings, and consultations.
2	**Priority Need Name**	Addressing Homelessness
	Priority Level	High

OMB Control No: 2506-0117 (exp. 07/31/2015)

	Population	Extremely Low Chronic Homelessness Individuals Families with Children Mentally Ill Chronic Substance Abuse veterans Persons with HIV/AIDS
	Geographic Areas Affected	
	Associated Goals	Affordable Housing Development Homeless Multi-Services Center Rental Assistance for Homeless Men Job Training for Homeless Men
	Description	The 2014 Point in Time County identified 1,170 people who are homeless in Wake County. This includes chronically homeless individuals and families, homeless people with a mental illness, veterans, people with HIV/AIDS, and non chronically homeless individuals and families. As the goals section will describe, there are various programs that Wake County Housing will use to help to move people from homelessness into housing.
	Basis for Relative Priority	Addressing homelessness has been determined to be a high priority because of the high number of homeless people identified in the Point-in-Time Count, and the results of numerous community meetings, public hearings, and consultations.
3	**Priority Need Name**	Housing for Youth Aging out of Foster Care
	Priority Level	High
	Population	Extremely Low Other
	Geographic Areas Affected	
	Associated Goals	Tenant Based Rental Assistance for Youth
	Description	A local agency provides case management and limited financial assistance to young people aging out of foster care. However, more funding is needed to assist with rental payments while the young adults work toward self-sufficiency.

OMB Control No: 2506-0117 (exp. 07/31/2015)

	Basis for Relative Priority	Youth aging out of foster care has been determined to be a high priority through discussions at numerous community meetings, public hearings, and consultations.
4	**Priority Need Name**	Rental Assistance for People with HIV/AIDS
	Priority Level	High
	Population	Extremely Low Low Moderate Persons with HIV/AIDS Persons with HIV/AIDS and their Families
	Geographic Areas Affected	
	Associated Goals	Rental Assistance for People with HIV/AIDS
	Description	The Housing Opportunities for Persons with AIDS (HOPWA) grant is a crucial resource that enables the Wake County Housing Division to provide permanent housing help and short-term assistance. Despite the number of vouchers already in use, there is a waiting list of 46 low-income people who seek rental assistance, as well as ongoing demand for short-term funds to help with rent, mortgage, or utility payments.
	Basis for Relative Priority	Rental assistance for people with HIV/AIDS has been determined to be a high priority because of the high number of people on the waitlist for vouchers, the demand for short-term rental, mortgage, and utility assistance, and the results of numerous community meetings and consultations.
5	**Priority Need Name**	Community Development in Low-Income Neighborhoods
	Priority Level	High
	Population	Extremely Low Low Moderate Large Families Families with Children Elderly Public Housing Residents Non-housing Community Development

OMB Control No: 2506-0117 (exp. 07/31/2015)

	Geographic Areas Affected	
	Associated Goals	Public Facilities and Improvements
	Description	Nine towns in Wake County have agreed to be a part of Wake County's consortium, and thus are each important recipients of Wake County's Community Development Block Grant (CDBG) funds, as well as other grant funds. Individual consultations were held with the Planning Directors of Apex, Fuquay-Varina, Garner, Knightdale, Morrisville, Rolesville, Wake Forest, Wendell, and Zebulon to determine local community development projects for the next five years. The projects were selected by the towns, and discussed and agreed upon by a committee of all the Planning Directors and Wake County Housing Division staff.
	Basis for Relative Priority	Community Development projects in nine towns in Wake County are a high priority because they have agreed to be a part of Wake County's entitlement area, and thus are each important recipients of Wake County's Community Development Block Grant (CDBG) funds. Individual consultations were held with the Planning Directors of Apex, Fuquay-Varina, Garner, Knightdale, Morrisville, Rolesville, Wake Forest, Wendell, and Zebulon. The projects were selected by the towns, and discussed and agreed upon by a committe of all the Planning Directors and Wake County Housing Division staff.

Narrative (Optional)

SP-30 Influence of Market Conditions – 91.215 (b)

Influence of Market Conditions

Affordable Housing Type	Market Characteristics that will influence the use of funds available for housing type
Tenant Based Rental Assistance (TBRA)	
TBRA for Non-Homeless Special Needs	The housing market in Wake County is notable for high rental costs, and there are special income challenges for youth aging out of foster care who are in school and have limited time for employment opportunities. TBRA for this population would function as a homeless prevention tool.
New Unit Production	Land and development costs are expensive in Wake County, and affordable housing developers rely on partnerships with and funding from Wake County Housing to purchase and construct affordable housing.
Rehabilitation	Much of the older housing stock in Wake County is in need of some repair. In addition, elderly and disabled people who want to remain living in their homes often need retrofits to make their bathrooms and living areas handicap and disabilility accessible.
Acquisition, including preservation	

Table 52 – Influence of Market Conditions

SP-35 Anticipated Resources - 91.215(a)(4), 91.220(c)(1,2)

Introduction

The following table describes the anticipated resources and expenditures for the next year, July 1, 2015-June 30, 2016, and estimated resources for the following four years after that. It also presents the types of projects that will be completed during the duration of the Consolidated Plan.

Anticipated Resources

Program	Source of Funds	Uses of Funds	Expected Amount Available Year 1				Expected Amount Available Reminder of ConPlan $	Narrative Description
			Annual Allocation: $	Program Income: $	Prior Year Resources: $	Total: $		
CDBG	public - federal	Acquisition Admin and Planning Economic Development Housing Public Improvements Public Services	1,513,681	270,000	0	1,783,681	7,134,724	CDBG funds will be used for Admin and Planning, Public Facilities, Public Services,Housing Rehabilitation, and Land Acquisition and Infrastructure.

OMB Control No: 2506-0117 (exp. 07/31/2015)

Program	Source of Funds	Uses of Funds	Expected Amount Available Year 1				Expected Amount Available Reminder of ConPlan $	Narrative Description
			Annual Allocation: $	Program Income: $	Prior Year Resources: $	Total: $		
HOME	public - federal	Acquisition Homebuyer assistance Homeowner rehab Multifamily rental new construction Multifamily rental rehab New construction for ownership TBRA	529,804	220,870	0	750,674	3,002,696	HOME funds will be used for multifamily rental new construction or rehab, and TBRA.
HOPWA	public - federal	Permanent housing in facilities Permanent housing placement Short term or transitional housing facilities STRMU Supportive services TBRA	536,156	7,000	151,587	694,743	2,172,624	HOPWA funds will be used for TBRA, STRMU, and Supportive Services.

OMB Control No: 2506-0117 (exp. 07/31/2015)

Program	Source of Funds	Uses of Funds	Expected Amount Available Year 1				Expected Amount Available Reminder of ConPlan $	Narrative Description
			Annual Allocation: $	Program Income: $	Prior Year Resources: $	Total: $		
ESG	public - federal	Conversion and rehab for transitional housing Financial Assistance Overnight shelter Rapid re-housing (rental assistance) Rental Assistance Services Transitional housing	0	0	0	0	0	N/A - Wake County does not receive ESG funds.

Table 53 - Anticipated Resources

Explain how federal funds will leverage those additional resources (private, state and local funds), including a description of how matching requirements will be satisfied

Federal funds for affordable housing construction will be leveraged with resources from developers, tax credit syndicators, the North Carolina Housing Finance Agency, banks, other municipal funds and local Wake County funds, where applicable. HOME match requirements will be met with County Improvement Funds.

Federal funds for public facilities and public improvements will be leveraged with funds from the Town in which the construction is taking place. Each town will match at least 20% of the cost of the project, and in most cases, will contribute a significantly higher amount.

OMB Control No: 2506-0117 (exp. 07/31/2015)

If appropriate, describe publically owned land or property located within the jurisdiction that may be used to address the needs identified in the plan

The Towns of Apex, Garner, Knightdale, and Wake Forest will be constructing public facilities on land owned by their towns with a combination of Town and Federal CDBG funds. Apex will build a park, Garner will construct a recreation center, and Knightdale and Wake Forest will add spraygrounds to their community areas.

Discussion

The various grants offer well rounded ways of helping low and moderate income citizens of Wake County. Combined together, and leveraged with other resources, Wake County Housing is able to offer many different programs and have a positive effect on many peoples' lives.

OMB Control No: 2506-0117 (exp. 07/31/2015)

SP-40 Institutional Delivery Structure – 91.215(k)

Explain the institutional structure through which the jurisdiction will carry out its consolidated plan including private industry, non-profit organizations, and public institutions.

Responsible Entity	Responsible Entity Type	Role	Geographic Area Served
DHIC, INC	Developer	Rental	Jurisdiction
Evergreen Construction	Developer	Rental	Jurisdiction
Habitat for Humanity	Non-profit organizations	Ownership	Jurisdiction
COMMUNITY ALTERNATIVES FOR SUPPORTIVE ABODES (CASA)	Developer	Rental	Jurisdiction
PASSAGE HOME	Non-profit organizations	Homelessness Rental	Jurisdiction
	Continuum of care	Homelessness	Jurisdiction

Table 54 - Institutional Delivery Structure

Assess of Strengths and Gaps in the Institutional Delivery System

Strengths include:

- The Partnership to Prevent and End Homelessness allows all agencies to coordinate with each other
- Partnerships and referrals among service delivery agencies
- Moving people from homeless to housing
- Ongoing assessment and desire for improved methods and results

One of the largest gaps in the institutional delivery system is case management for housing support, especially for people who need mental health services.

In addition, although there is coordination for people leaving institutions and systems of care, there is not ongoing case management for these individuals, and therefore not enough connection to resources and opportunities.

Availability of services targeted to homeless persons and persons with HIV and mainstream services

Homelessness Prevention Services	Available in the Community	Targeted to Homeless	Targeted to People with HIV
Homelessness Prevention Services			
Counseling/Advocacy	X		X

OMB Control No: 2506-0117 (exp. 07/31/2015)

Homelessness Prevention Services	Available in the Community	Targeted to Homeless	Targeted to People with HIV
Homelessness Prevention Services			
Legal Assistance	X		X
Mortgage Assistance	X		X
Rental Assistance	X		X
Utilities Assistance	X		X
Street Outreach Services			
Law Enforcement	X		
Mobile Clinics	X	X	X
Other Street Outreach Services	X	X	X
Supportive Services			
Alcohol & Drug Abuse	X	X	X
Child Care	X	X	X
Education	X	X	X
Employment and Employment Training	X	X	X
Healthcare	X	X	X
HIV/AIDS	X	X	X
Life Skills	X	X	X
Mental Health Counseling	X	X	X
Transportation	X	X	X
Other			

Table 55 - Homeless Prevention Services Summary

Describe how the service delivery system including, but not limited to, the services listed above meet the needs of homeless persons (particularly chronically homeless individuals and families, families with children, veterans and their families, and unaccompanied youth)

All services targeted to persons with HIV/AIDS with HOPWA funds are used by persons with HIV/AIDS. Targeted services include Tenant based rental assistance, Short Term Rental, Mortgage, and Utility Assistance, and case management.

All homeless people who present at Wake County shelters or community agencies, or who are found through outreach and are willing to, will work with case managers who can refer them to mainstream services through Wake County Human Services. Their case managers will also connect them with the appropriate health and mental health providers, as well as the appropriate employment services that are a good fit for them depending on their situation.

Wrap around services are provided to chronically homeless individuals and families, families with children, veterans and their families, and unaccompanied youth.

Describe the strengths and gaps of the service delivery system for special needs population and persons experiencing homelessness, including, but not limited to, the services listed above

Unaccompanied Youth

Strengths: Two local agencies provide case management and limited financial assistance to homeless unaccompanied youth and young people aging out of foster care.

Gaps: More funding is needed to help more youth, as well as to assist with rental payments while they work toward self-sufficiency.

Veterans

Strengths: Several local agencies and affordable housing developers provide case management and build housing for Veterans. HUD VASH vouchers are an excellent form of rental assistance. Veterans Affairs offers reliable services.

Gaps: More housing is needed, as well as more rental assistance to meet the need to house homeless Veterans.

Homeless Individuals

Strengths: Homeless men are well served by the South Wilmington Street Center. Emergency shelter is provided, as well as the Progressive Housing Program that takes a man from homeless toward self-sufficiency. Life skills, case management, job training, education, and short term rental assistance are all options of this program.

Homeless people with alcohol or substance abuse issues are well served by community agencies with wrap around services and case management.

Homeless women who are in a program toward self-sufficiency are served by community agencies.

Gaps: Single homeless women who need emergency shelter, but are not engaged in a program, are not well served by the community. There is a lack of shelter for this population.

Homeless Families

Strengths: Several agencies provide shelter with programs and case management, and transitional housing for homeless families with children. Rapid rehousing programs are a great tool to move people along the continuum into housing.

Gaps: Lack of enough affordable housing to allow families to move out of shelters. Jobs that pay enough to allow people to pay their own rent after the term of their Rapid Rehousing assistance. Transportation.

Chronically Homeless Individuals

Strengths: Rapid Rehousing programs for chronically homeless individuals. Shelter Plus Care vouchers for chronically homeless individuals with a mental illness.

Gaps: Lack of enough affordable housing. Employment for people to achieve self-sufficiency.

People with HIV/AIDS

Strengths: Tenant based rental assistance, short term rental, mortgage, and utility assistance, case management

Gaps: Lack of enough funding for people on the wait list for vouchers, lack of capacity of community agencies

People with Disabilities

Strengths: The McKinney Team, which provides wrap around services for people with mental or behavioral health issues. Cornerstone Day homeless assistance center with a variety of services for mental and behavioral health needs. The Targeting Program, which uses a combination of funding sources to maintain low rents for people with disabilities, and includes a case management component.

Gaps: Lack of enough units for the Targeting Program - there are 1,162 people on the wait list. Loss of case managers to provide services because services are not being reimbursed.

Provide a summary of the strategy for overcoming gaps in the institutional structure and service delivery system for carrying out a strategy to address priority needs

One overarching piece of the strategy to overcome gaps and address priority needs is the plan to create a Homeless Multi Services Center which will be a central point of intake and the first step in moving people along the continuum from homelessness to housing. Over the next five years, Wake County, the City of Raleigh, and the Partnership to End Homelessness (the Continuum of Care, or CoC) plan to create a permanent Homeless Multi-Services Center for intake, coordinated assessment for the community, referrals, provision of meals, and other services to assist homeless persons. At the time of this writing, the planning for the multi-services center has begun. A preliminary conceptual design has been completed and a Request for Qualifications (RFQ) for a center operator will soon be released. During the first year of this Consolidated Plan (FY 2015-2016), the goals are to determine who the operator will be, secure a site and finalize the design for the center.

A second piece of the strategy will address a gap in the lack of emergency shelter for homeless single women. Wake County has issued a Request for Proposals (RFP) for community agencies to operate 25 more emergency shelter beds. Proposals have been received, and a review committee is currently evaluating them.

A third significant element of the strategy for overcoming gaps in the institutional structure and service delivery system is the combined Request for Proposals (RFP) issued by Wake County, the City of Raleigh, and the Partnership to End Homelessness to fund: Homelessness Prevention, Emergency Shelter, Rapid Re-housing, and the computer based Homeless Management Information System. The RFP is for the CoC-wide distribution of Wake County funds for homeless housing services, City of Raleigh ESG entitlement funds, and the annual application for State ESG funds, which is coordinated by the Partnership. This combined funding process will simplify the application for providers, streamline the contracting and reimbursement process, and enable the CoC to provide consistent services to consumers. The result will be more efficiency in working toward a seamless safety net for households who are homeless or at-risk of becoming homeless.

To address a gap and priority need for housing for youth who are aging out of foster care, Wake County will use HOME funds for tenant based rental assistance. This form of homeless prevention will enable the youth to continue attending school, continue working, and improve their employment prospects, while moving toward the goal of self-sufficiency within two years.

Case management is an important piece of all the above mentioned elements of the strategy and it cannot be ignored without resulting in a detrimental gap in services. Therefore, case management will be a requirement for agencies working with youth, homeless prevention, shelter, and rapid rehousing clients in order to help people attain and remain stable in housing.

SP-45 Goals Summary – 91.215(a)(4)

Goals Summary Information

Sort Order	Goal Name	Start Year	End Year	Category	Geographic Area	Needs Addressed	Funding	Goal Outcome Indicator
1	Affordable Housing Development	2015	2020	Affordable Housing Homeless Non-Homeless Special Needs		Affordable Housing Addressing Homelessness	HOME: $2,728,470	Rental units constructed: 130 Household Housing Unit
2	Housing Rehabilitation	2015	2020	Affordable Housing		Affordable Housing	CDBG: $4,021,535	Rental units rehabilitated: 25 Household Housing Unit Homeowner Housing Rehabilitated: 175 Household Housing Unit
3	Homeless Multi-Services Center	2016	2020	Homeless		Addressing Homelessness	CDBG: $660,000	Public Facility or Infrastructure Activities other than Low/Moderate Income Housing Benefit: 3000 Persons Assisted
4	Rental Assistance for Homeless Men	2015	2020	Homeless		Addressing Homelessness	CDBG: $150,000	Public service activities for Low/Moderate Income Housing Benefit: 175 Households Assisted
5	Job Training for Homeless Men	2015	2020	Homeless		Addressing Homelessness	CDBG: $125,000	Public service activities other than Low/Moderate Income Housing Benefit: 100 Persons Assisted

OMB Control No: 2506-0117 (exp. 07/31/2015)

Sort Order	Goal Name	Start Year	End Year	Category	Geographic Area	Needs Addressed	Funding	Goal Outcome Indicator
6	Tenant Based Rental Assistance for Youth	2015	2020	Non-Homeless Special Needs		Housing for Youth Aging out of Foster Care	HOME: $760,000	Homelessness Prevention: 75 Persons Assisted
7	Rental Assistance for People with HIV/AIDS	2015	2020	Non-Homeless Special Needs		Rental Assistance for People with HIV/AIDS	HOPWA: $2,867,367	Tenant-based rental assistance / Rapid Rehousing: 230 Households Assisted Homelessness Prevention: 375 Persons Assisted
8	Public Facilities and Improvements	2015	2020	Non-Housing Community Development		Community Development in Low-Income Neighborhoods	CDBG: $2,640,000	Public Facility or Infrastructure Activities for Low/Moderate Income Housing Benefit: 17685 Households Assisted

Table 56 – Goals Summary

Goal Descriptions

1	**Goal Name**	Affordable Housing Development
	Goal Description	Affordable housing construction is a crucial element of the Wake County Housing Division program. We work with many community partners and developers to provide affordable housing for people at or below 40% Area Median Income.

OMB Control No: 2506-0117 (exp. 07/31/2015)

2	**Goal Name**	Housing Rehabilitation
	Goal Description	Our Housing Rehabilitation program focuses on two main areas for people at or below 40% Area Median Income: • Modest rehabilitation and retrofits for seniors and disabled people to allow them to stay in their homes and maintain their affordability. • Emergency repairs including but not limited to heating, wells, septic system, roof and electrical
3	**Goal Name**	Homeless Multi-Services Center
	Goal Description	Over the next five years, Wake County, the City of Raleigh, and the Raleigh/Wake Partnership to End and Prevent Homelessness plan to create a permanent Homeless Multi-Services Center for intake, coordinated assessment for the community, referrals, provision of meals, and other services to assist homeless persons.
4	**Goal Name**	Rental Assistance for Homeless Men
	Goal Description	This program will consist of up to three months of financial assistance for rapid re-housing to qualified homeless people who are working. Assistance may include rent, security deposits or utility payments. This program will serve people up to 50% AMI. Case management will be maintained during the period of assistance and contact will be made after one year to assess long term results of the assistance.
5	**Goal Name**	Job Training for Homeless Men
	Goal Description	The program will provide basic job skills training to participants, and then will place the participants with local business partners for job training internships. The internships will allow the participants to develop skills in specific trades, which they can use to secure permanent employment, either with the business partner or elsewhere. In addition, funding will be spent for job skills training classes at Wake Technical Community College. The employment program will help homeless, unemployed persons take the first step toward being self-sufficient and permanently housed.
6	**Goal Name**	Tenant Based Rental Assistance for Youth
	Goal Description	Tenant Based Rental Assistance will be provided for Youth who have aged out of foster care, and are trying to live independently. Many of them will be in college and/or working full time, and temporary rental assistance will assist with homeless prevention while they are attempting to become self-sufficient.

OMB Control No: 2506-0117 (exp. 07/31/2015)

7	**Goal Name**	Rental Assistance for People with HIV/AIDS
	Goal Description	Long term tenant based rental assistance, along with ongoing case management will be provided to people with HIV/AIDS who are homeless or unable to pay rent on their own. In addition, short term funds for rental, mortgage, or utility assistance will be offered for homeless prevention with accompanying case management for the duration of the short term assistance. All funds will be for people at or below 80% Area Median Income.

OMB Control No: 2506-0117 (exp. 07/31/2015)

8	**Goal Name**	Public Facilities and Improvements
	Goal Description	Wake County Housing has worked closely with the Planning Directors of the nine towns that comprise the Community Development Block Grant entitlement area to identify public facilities and improvements in low-moderate income areas that each town needs during the next five years, 2015-2020. Each town has agreed that it will receive up to $330,000 from CDBG funds for its public facility or improvement project, with the town providing at least a 20% match for the project. If there are funds remaining toward the end of five years, they will be reallocated to another activity that will be recommended by the Planning Directors and approved by the Wake County Board of Commissioners. The planned projects are: • Park Facilities in Apex • Water line upgrades for safety on Bridge Street, Burton Street, and Southern Streets in Fuquay-Varina • Paving of Southern Street in Fuquay-Varina • A recreation center on Main Street in Garner • A sprayground at Knightdale Park in Knightdale • Land acquisition for affordable housing in Morrisville • A sprayground at Alston-Massenburg Community Center in Wake Forest • Paving of Lakewood Drive in Wendell • Sidewalk completion along Shepard School Road in Zebulon to finish a previous CDBG project • Sidewalk construction along Pineview Drive in Zebulon The Town of Rolesville has opted not to submit a project for the next five years, but welcomes CDBG funding into their town through our Housing Rehabilitation program.

Estimate the number of extremely low-income, low-income, and moderate-income families to whom the jurisdiction will provide affordable housing as defined by HOME 91.315(b)(2)

Over the next five years, Wake County will provide affordable housing to approximately:

OMB Control No: 2506-0117 (exp. 07/31/2015)

- 480 extremely low-income families through tenant based rental assistance to youth aging out of foster care and people with HIV/AIDS, and rental assistance for homeless men
- 567 low-income families through affordable housing development, housing rehabilitation and short term assistance for people with HIV/AIDS
- 187 moderate-income families through short term assistance for people with HIV/AIDS

OMB Control No: 2506-0117 (exp. 07/31/2015)

SP-50 Public Housing Accessibility and Involvement – 91.215(c)

Need to Increase the Number of Accessible Units (if Required by a Section 504 Voluntary Compliance Agreement)

N/A

Activities to Increase Resident Involvements

The Authority has a Resident Coordinator who works closely with partner agencies and service providers to connect residents with services that can help address barriers to their self-sufficiency. The Coordinator works closely with Resident Councils ensure that residents have a voice in their community. Also there is a quarterly newsletter to keep residents informed of what is going on in the communities. In addition, residents are involved in surveys to determine needs and their opinions on various matters and are encouraged to participate in the Five Year Plan and public hearing for the agency.

Is the public housing agency designated as troubled under 24 CFR part 902?

No

Plan to remove the 'troubled' designation

N/A

SP-55 Barriers to affordable housing – 91.215(h)

Barriers to Affordable Housing

Negative effects of public policies on affordable housing and residential development, as well as any other barriers to affordable housing will be described in the Fair Housing Plan that will be complete by June 30, 2015.

Strategy to Remove or Ameliorate the Barriers to Affordable Housing

Over the next five year period, Wake County plans to implement actions recommended in the Fair Housing Plan.

Wake County Human Services' Supportive Housing Team offers two types of assistance:

- Information/Referral
- Housing Education

Low-income families and individuals are provided with information to help increase their chances of finding affordable housing, to better navigate the maze of housing options and to provide a housing continuum of units paired with services to support families transitioning from one phase of housing to another.

In the Ready to Rent Program, a trainer prepares consumers to overcome barriers to rental housing. The program educates families and individuals about their rights and responsibilities for renting housing. Specific steps are outlined toward improving credit issues, budgeting, goal setting, and changing past behaviors. Upon completion of the six-week course, the consumer receives a certificate and is paired with a housing provider who participates in the program. The housing provider agrees to provide a safe, decent affordable unit to the Ready To Rent Graduate. This program has been successful in creating a "win-win" relationship by filling vacant units with hard-to-house consumers.

SP-60 Homelessness Strategy – 91.215(d)

Reaching out to homeless persons (especially unsheltered persons) and assessing their individual needs

1. The Oak City Outreach Center was created and is operated by the Raleigh/Wake County Partnership to Prevent and End Homelessness (the Partnership), which is the Continuum of Care for Raleigh and Wake County. This center provides three meals a day to persons in need on Saturdays and Sundays. Most of the persons who present at and are served at Oak City Outreach are homeless, and connections to support services are offered by Catholic Charities, the organization that coordinates the services at the center.

The Oak City Outreach Center is viewed by the City of Raleigh, Wake County, and the Partnership as a temporary solution for providing services and outreach to homeless persons. Over the next five years, Wake County, the City of Raleigh, and the Partnership plan to create a permanent Homeless Multi-Services Center for intake, coordinated assessment for the community, referrals, provision of meals, and other services to assist homeless persons. At the time of this writing, the planning for the multi-services center has begun. A preliminary conceptual design has been completed and a Request for Qualifications (RFQ) for a center operator will soon be released. The County, the City, and the operator (to be determined through the RFQ), will work together to share the cost of building the Multi-Service Center. Once it is built, the operator will provide funds to operate the center. During the first year of this Consolidated Plan (FY 2015-2016), the goals are to determine who the operator will be, secure a site and finalize the design for the center.

2. Wake County Human Services operates Cornerstone, which offers a homeless outreach team that provides intensive community based services and a day shelter for persons who are homeless. Cornerstone provides case management, counseling services, food, showers, laundry services, employment services, mental health assessment, and medication management services. Cornerstone works with clients on progressive engagement and assists people in accessing housing, either through the Permanent Supportive Housing program or other community housing programs.

3. Wake County Human Services' McKinney Team offers behavioral health support to persons who are mentally ill and homeless. Through a HUD grant, the team provides outreach, assessment, assistance with housing access and on-going support to maintain housing through medication management, therapy, and case management.

4. The South Wilmington Street Center is a men's shelter operated by Wake County Human Services that offers nightly emergency beds to men through a lottery system and program beds. A man who presents at the Center for the first time is guaranteed a bed, and does not need to go through the lottery. Staff encourages men who use an emergency bed to become part of the Center's Progressive Housing Program (PHP), which provides case management, job skills and job search training, and

OMB Control No: 2506-0117 (exp. 07/31/2015)

housing counseling, all towards the goal of self-sufficiency. If men participate in the PHP, they are guaranteed to have a bed during the time of their efforts toward permanent housing.

Addressing the emergency and transitional housing needs of homeless persons

The emergency and transitional housing needs of homeless persons will be addressed through emergency shelter, rapid rehousing, and case management. The following initiatives provide more detail:

1. For the first time, the City of Raleigh, Wake County and the Partnership to Prevent and End Homelessness (the Continuum of Care) have formed a single entity for the funding of ESG-eligible activities. The two jurisdictions and the CoC have released a combined Request for Proposals (RFP) to fund the following ESG-eligible activities: Homelessness Prevention, Emergency Shelter, Rapid Re-housing, and the computer based Homeless Management Information System. The RFP is for the CoC-wide distribution of City of Raleigh ESG entitlement funds, local Wake County funds for homeless housing services, and the annual application for State ESG funds, which is coordinated by the Partnership. This combined funding process will simplify the application for providers, streamline the contracting and reimbursement process, and enable the CoC to provide consistent services to consumers. The result will be more efficiency in working toward a seamless safety net for households who are homeless or at-risk of becoming homeless.

2. There is a great need in the Raleigh/Wake Continuum of Care for additional shelter beds for single women. There are typically five to ten women on a given night who are not sheltered; however, since we have seen a steady increase in the number of homeless, single women in our community, there is thought to be the need for an additional 25-30 beds. To address this need, Wake County Human Services has issued a Request for Proposals for operating more shelter beds and the City of Raleigh has made funds available to assist with the costs.

3. The South Wilmington Street Center for men will continue to operate 234 beds for emergency shelter and its Progressive Housing Program, as described in Question 1 above. In addition, there are eight other agencies in Wake County that provide shelter, five agencies that provide transitional housing (including Wake County owned units at Cornerstone), and seven agencies that offer rapid re-housing assistance.

Helping homeless persons (especially chronically homeless individuals and families, families with children, veterans and their families, and unaccompanied youth) make the transition to permanent housing and independent living, including shortening the period of time that individuals and families experience homelessness, facilitating access for homeless individuals and families to affordable housing units, and preventing individuals and families who were recently homeless from becoming homeless again.

1. Wake County's Shelter Plus Care and Housing First programs are important means of helping chronically homeless individuals make the transition to permanent housing and independent living. In addition, current rapid rehousing programs and those created through the combined RFP described above will help families, veterans with families, and unaccompanied youth make the same transition.

2. Shortening shelter stays: It is required by the RFP referenced above that all shelter providers have at least one Memorandum of Agreement with a Rapid Re-Housing provider. It is thought that these purposeful connections will result in a decrease in the number of days of an average shelter stay. It is an expectation of the RFP that Rapid Re-Housing programs be operated on a Housing First model, which should also result in shorter stays at shelters and decrease barriers for access into Rapid Re-Housing programs and permanent housing.

3. Access to Affordable Housing: One of Wake County's priorities for the next five years is the creation of more affordable housing, through housing construction and tenant based rental assistance. Both of these programs will enable more access to housing for persons who are homeless or in rapid re-housing programs. We will create a tenant based rental assistance program for youth who have aged out of foster care and need help with housing while they solidify their employment and educational opportunities. At the South Wilmington Street Center, three months of rental assistance is available to homeless men who are ready to become independent and just need some short term funds to help them on their way.

Help low-income individuals and families avoid becoming homeless, especially extremely low-income individuals and families who are likely to become homeless after being discharged from a publicly funded institution or system of care, or who are receiving assistance from public and private agencies that address housing, health, social services, employment, education or youth needs

1. The combined Request for Proposals (RFP) discussed above has a strong focus on Homelessness Prevention. The RFP is for the CoC-wide distribution of City of Raleigh ESG entitlement funds, local Wake County funds for homeless housing services, and the annual application for State ESG funds, which is coordinated by the Partnership.

In addition, the Wake County Housing Division works to prevent low-income individuals and families from becoming homeless in various ways. Many of our clients are also receiving mainstream assistance from Wake County Human Services. Efforts include:

- Contracts with Homeless Prevention providers for funding and case management
- Wake County Housing Information Sessions
- Ready to Rent Sessions to teach people how to maintain tenancy
- Partnerships with community agencies that provide case management, budget counseling, employment training, and financial assistance to help households who are at risk of homelessness to avoid becoming homeless.

To help people avoid becoming homeless after being discharged from a publicly funded institution or system of care, Alliance Behavioral Healthcare assures that services are provided to persons who are being discharged from mental health care facilities. In addition, one of the community non-profit agencies, Passage Home, specifically works to find housing for ex-offenders. Homelessness prevention for youth is provided by The Hope Center at Pullen, a nonprofit agency that works with youth and young adults being discharged from foster care.

SP-65 Lead based paint Hazards – 91.215(i)

Actions to address LBP hazards and increase access to housing without LBP hazards

Wake County Housing and Community Revitalization (HCR) is actively involved in reducing lead based paint hazards in all federally funded housing rehabilitation projects, pursuant to the HUD Safe Housing Rule 24 CFR 35. This regulation went into effect in Fall 2000, and directs funding recipients to inspect for lead-based paint hazards in all dwellings built prior to 1978. Wake County HCR employs a qualified risk assessment firm to perform an inspection and risk assessment on all pre-1978 rehabilitation projects. This methodology follows guidelines for investigating dwellings, as included in HUD's *Guidelines for the Evaluation and Control of Lead-Based Paint Hazards in Housing.*

Recommendations are then made from the testing based on summary findings, and the level of lead hazard reduction activity is determined prior to bidding projects. The amount of funding for each project decides which method of lead hazard reduction to pursue, which may include an interim control measure or a full abatement measure. All lead hazard abatement activities are performed by a certified abatement contractor. General Contractors bidding on housing rehabilitation projects must have completed the Lead Safe Work Practices training. Once lead reduction work and all rehabilitation work have been completed, a lead clearance test is conducted to declare the dwelling safe for occupancy.

In addition, construction of new affordable housing development is an important action for increasing access to housing without lead based paint hazards.

How are the actions listed above related to the extent of lead poisoning and hazards?

The level of lead hazard reduction activity is determined prior to bidding rehabilitation projects. The amount of funding for each project decides which method of lead hazard reduction to pursue, which may include an interim control measure or a full abatement measure. All lead hazard abatement activities are performed by a certified abatement contractor. General Contractors bidding on housing rehabilitation projects must have completed the Lead Safe Work Practices training. Once lead reduction work and all rehabilitation work have been completed, a lead clearance test is conducted to declare the dwelling safe for occupancy.

How are the actions listed above integrated into housing policies and procedures?

As part of housing policy and procedure, all rehabilitation projects are evaluated for lead testing based on summary findings, and the above actions are put in effect where necessary. Wake County's housing rehabilitation program makes up to $10,000 available for any lead paint abatement or remediation that is necessary to declare the dwelling safe for occupancy.

SP-70 Anti-Poverty Strategy – 91.215(j)

Jurisdiction Goals, Programs and Policies for reducing the number of Poverty-Level Families

Wake County Human Services implements the following programs to assist the low-income population in achieving economic self-sufficiency:

Work First - Work First is a self-sufficiency strategy developed by Wake County Human Services to address the needs of very low-income families. Wake County serves approximately 3,900 families in its Work First Program. It provides temporary financial assistance and supportive services such as day care, transportation, training opportunities, Medicaid, and has set-asides for affordable housing units.

Supportive Housing Team – The Supportive Housing Team provides referral to those who require services to maintain independent housing, and sponsors and teaches the Ready to Rent program throughout the County. The Ready to Rent curriculum teaches attendees about being a good renter; this in turn, helps people stay in stable housing and allows them to build favorable rental history. This program enables people to maintain decent, safe and affordable housing, thereby increasing the chances that they will be able to stabilize other areas of their lives, such as employment and health.

Supportive Employment - This program assists the disabled in finding and maintaining employment. Additional services include on-site vocational evaluation, career counseling and skills training.

Wake County Vocational Services -This program of Human Services empowers individuals to find, change, or maintain meaningful employment in the community. Employment services leverage external and internal partners to enable individuals to conduct career assessments and exploration, develop career goals, determine training and education options, conduct strategic job searches, and to succeed and grow in their new job.

Employment Services and Workforce Development Team develop business connections through community outreach, the Wake Area Business Advisory Council (BAC), various local chambers of commerce, and job development activities. These connections enable real time opportunities and insights into effective job search strategies.

How are the Jurisdiction poverty reducing goals, programs, and policies coordinated with this affordable housing plan

This affordable housing plan serves Human Services clients participating in the above described poverty reducing goals.

In addition, under this Consolidated Plan, the Housing Division also will continue to implement an Employment Initiative program for homeless men. The program will consist of on-the job training and

internships, and a variety of training classes and certifications at the local community college, Wake Tech.

SP-80 Monitoring – 91.230

Describe the standards and procedures that the jurisdiction will use to monitor activities carried out in furtherance of the plan and will use to ensure long-term compliance with requirements of the programs involved, including minority business outreach and the comprehensive planning requirements

The County will monitor the progress of its CDBG, HOME, HOPWA, and CIP funded activities to ensure that they are implemented effectively and in a timely manner using the methods listed in this section. The County's Housing and Community Revitalization staff is responsible for the majority of these monitoring activities. Other staff in the County's Budget, Finance, and Human Services Department provide monitoring support (mainly on financial matters). The County Attorney also provides advice on legal matters.

Staff meets on a regular basis to review program progress — formally every week and informally on a project-by-project basis. The five-year Consolidated Plan and the annual Action Plan serve as the foundation for the division's yearly Work Plan. The Work Plan identifies staff responsible for individual programmatic outcomes. The HCR staff reports on CDBG and HOME funded activities as part of the Human Services Department's report to the County Manager, Human Services Board and the Wake County Board of Commissioners. Finally, HCR staff prepares the annual CAPER and publishes a notice of its availability to the public in the *Raleigh News & Observer*, the *Carolinian* and *Que Pasa,* and on the Wake County website.

The County monitors CDBG-funded housing rehabilitation, down payment assistance, relocation, and property acquisition on a case-by-case basis (to determine eligibility and meet other regulatory requirements). Each loan customer, relocatee or property is tracked individually through case files. Staff manages and tracks all rehabilitation and down payment assistance loans within two centralized software data bases: Community Development Manager for historical and loan servicing purposes and Microsoft Excel for monitoring day-to-day progress.

Staff monitors CDBG-funded community revitalization projects, such as public facilities improvements, on a case-by-case basis. These projects typically require cooperation between the participating municipalities, community residents, private contractors, and the County. The terms of cooperation are handled through a Sub-recipient Agreement between the County and the municipality or the partnering nonprofit organization.

Staff monitors CDBG administrative expenses and program income receipts on a monthly basis.

Wake County monitors its HOME-funded development projects annually to ensure rental and homeownership units remain decent and affordable. Its monitoring activities will also serve two additional purposes: 1) ensure that HOME funds are spent efficiently and effectively and according to

OMB Control No: 2506-0117 (exp. 07/31/2015)

program regulations; and 2) that HOME funded projects are serving income eligible households and are well maintained.

Minority business outreach includes language in our development contracts to encourage developers to hire minority or women owned businesses in their construction. Data is collected and sent to HUD annually in the form of Section 3 and Minority Business Enterprise reports.

Expected Resources

AP-15 Expected Resources – 91.220(c)(1,2)

Introduction

The following table describes the anticipated resources and expenditures for the next year, July 1, 2015-June 30, 2016, and estimated resources for the following four years after that. It also presents the types of projects that will be completed during the duration of the Consolidated Plan.

Anticipated Resources

Program	Source of Funds	Uses of Funds	Expected Amount Available Year 1				Expected Amount Available Reminder of ConPlan $	Narrative Description
			Annual Allocation: $	Program Income: $	Prior Year Resources: $	Total: $		
CDBG	public - federal	Acquisition Admin and Planning Economic Development Housing Public Improvements Public Services	1,513,681	270,000	0	1,783,681	7,134,724	CDBG funds will be used for Admin and Planning, Public Facilities, Public Services,Housing Rehabilitation, and Land Acquisition and Infrastructure.

OMB Control No: 2506-0117 (exp. 07/31/2015)

Program	Source of Funds	Uses of Funds	Expected Amount Available Year 1				Expected Amount Available Reminder of ConPlan $	Narrative Description
			Annual Allocation: $	Program Income: $	Prior Year Resources: $	Total: $		
HOME	public - federal	Acquisition Homebuyer assistance Homeowner rehab Multifamily rental new construction Multifamily rental rehab New construction for ownership TBRA	529,804	220,870	0	750,674	3,002,696	HOME funds will be used for multifamily rental new construction or rehab, and TBRA.
HOPWA	public - federal	Permanent housing in facilities Permanent housing placement Short term or transitional housing facilities STRMU Supportive services TBRA	536,156	7,000	151,587	694,743	2,172,624	HOPWA funds will be used for TBRA, STRMU, and Supportive Services.

OMB Control No: 2506-0117 (exp. 07/31/2015)

Program	Source of Funds	Uses of Funds	Expected Amount Available Year 1				Expected Amount Available Reminder of ConPlan $	Narrative Description
			Annual Allocation: $	Program Income: $	Prior Year Resources: $	Total: $		
ESG	public - federal	Conversion and rehab for transitional housing Financial Assistance Overnight shelter Rapid re-housing (rental assistance) Rental Assistance Services Transitional housing	0	0	0	0	0	N/A - Wake County does not receive ESG funds.

Table 57 - Expected Resources – Priority Table

Explain how federal funds will leverage those additional resources (private, state and local funds), including a description of how matching requirements will be satisfied

Federal funds for affordable housing construction will be leveraged with resources from developers, tax credit syndicators, the North Carolina Housing Finance Agency, banks, other municipal funds and local Wake County funds, where applicable. HOME match requirements will be met with County Improvement Funds.

Federal funds for public facilities and public improvements will be leveraged with funds from the Town in which the construction is taking place. Each town will match at least 20% of the cost of the project, and in most cases, will contribute a significantly higher amount.

OMB Control No: 2506-0117 (exp. 07/31/2015)

If appropriate, describe publically owned land or property located within the jurisdiction that may be used to address the needs identified in the plan

The Towns of Apex, Garner, Knightdale, and Wake Forest will be constructing public facilities on land owned by their towns with a combination of Town and Federal CDBG funds. Apex will build a park, Garner will construct a recreation center, and Knightdale and Wake Forest will add spraygrounds to their community areas.

Discussion

The various grants offer well rounded ways of helping low and moderate income citizens of Wake County. Combined together, and leveraged with other resources, Wake County Housing is able to offer many different programs and have a positive effect on many peoples' lives.

Annual Goals and Objectives

AP-20 Annual Goals and Objectives

Goals Summary Information

Sort Order	Goal Name	Start Year	End Year	Category	Geographic Area	Needs Addressed	Funding	Goal Outcome Indicator
1	Affordable Housing Development	2015	2020	Affordable Housing Homeless Non-Homeless Special Needs		Affordable Housing	HOME: $545,142	Rental units constructed: 26 Household Housing Unit
2	Housing Rehabilitation	2015	2020	Affordable Housing		Affordable Housing	CDBG: $804,307	Rental units rehabilitated: 5 Household Housing Unit Homeowner Housing Rehabilitated: 35 Household Housing Unit
3	Rental Assistance for Homeless Men	2015	2020	Homeless		Addressing Homelessness	CDBG: $35,000	Tenant-based rental assistance / Rapid Rehousing: 35 Households Assisted
4	Job Training for Homeless Men	2015	2020	Homeless		Addressing Homelessness	CDBG: $20,000	Public service activities other than Low/Moderate Income Housing Benefit: 20 Persons Assisted

OMB Control No: 2506-0117 (exp. 07/31/2015)

Sort Order	Goal Name	Start Year	End Year	Category	Geographic Area	Needs Addressed	Funding	Goal Outcome Indicator
5	Tenant Based Rental Assistance for Youth	2015	2020	Non-Homeless Special Needs		Housing for Youth Aging out of Foster Care	HOME: $152,000	Homelessness Prevention: 15 Persons Assisted
6	Rental Assistance for People with HIV/AIDS	2015	2020	Non-Homeless Special Needs		Rental Assistance for People with HIV/AIDS	HOPWA: $527,071	Tenant-based rental assistance / Rapid Rehousing: 46 Households Assisted Homelessness Prevention: 75 Persons Assisted
7	Public Facilities and Improvements	2015	2020	Non-Housing Community Development		Community Development in Low-Income Neighborhoods	CDBG: $621,638	Public Facility or Infrastructure Activities for Low/Moderate Income Housing Benefit: 700 Households Assisted

Table 58 – Goals Summary

Goal Descriptions

1	**Goal Name**	Affordable Housing Development
	Goal Description	Affordable housing construction is a crucial element of the Wake County Housing Division program. We work with many community partners and developers to provide affordable housing for people at or below 40% Area Median Income.
2	**Goal Name**	Housing Rehabilitation
	Goal Description	Our Housing Rehabilitation program focuses on two main areas for people at or below 40% Area Median Income: • Modest rehabilitation and retrofits for seniors who are disabled to allow them to stay in their homes and maintain their affordability. • Emergency repairs including but not limited to heating, wells, septic system, roof and electrical

OMB Control No: 2506-0117 (exp. 07/31/2015)

3	**Goal Name**	Rental Assistance for Homeless Men
	Goal Description	This program will consist of up to three months of financial assistance for rapid re-housing to qualified homeless people who are working. Assistance may include rent, security deposits or utility payments. This program will serve people up to 50% AMI. Case management will be maintained during the period of assistance and contact will be made after one year to assess long term results of the assistance.
4	**Goal Name**	Job Training for Homeless Men
	Goal Description	The program will provide basic job skills training to participants, and then will place the participants with local business partners for job training internships. The internships will allow the participants to develop skills in specific trades, which they can use to secure permanent employment, either with the business partner or elsewhere. In addition, funding will be spent for job skills training classes at Wake Technical Community College. The employment program will help homeless, unemployed persons take the first step toward being self-sufficient and permanently housed.
5	**Goal Name**	Tenant Based Rental Assistance for Youth
	Goal Description	Tenant Based Rental Assistance will be provided for Youth who have aged out of foster care, and are trying to live independently. Many of them will be in college and/or working full time, and temporary rental assistance will assist with homeless prevention while they are attempting to become self-sufficient.
6	**Goal Name**	Rental Assistance for People with HIV/AIDS
	Goal Description	Long term tenant based rental assistance, along with ongoing case management will be provided to people with HIV/AIDS who are homeless or unable to pay rent on their own. In addition, short term funds for rental, mortgage, or utility assistance will be offered for homeless prevention with accompanying case management for the duration of the short term assistance. All funds will be for people at or below 80% Area Median Income.

OMB Control No: 2506-0117 (exp. 07/31/2015)

7	**Goal Name**	Public Facilities and Improvements
	Goal Description	Two public facility projects will be completed during Fiscal Year 2014-2015: • A sprayground at the Alston-Massenburg Community Center in Wake Forest • Paving of Lakewood Drive in Wendell

OMB Control No: 2506-0117 (exp. 07/31/2015)

Projects

AP-35 Projects – 91.220(d)

Introduction

The tables below indicate the programs that Wake County Housing will implement in HUD fiscal year 2015-2016 with our HOME, CDBG, and HOPWA entitlement grants.

Projects

#	Project Name
1	Affordable Housing Development
2	Tenant Based Rental Assistance for Youth aging out of Foster Care
3	HOME Administration
4	Housing Rehabilitation
5	Job Training for Homeless Men
6	Rental Assistance for Homeless Men
7	Public Facilities and Improvements
8	CDBG Administration
9	Wake County HOPWA Program
10	HOPWA STRMU - Triangle Family Services
11	HOPWA Administration

Table 59 – Project Information

Describe the reasons for allocation priorities and any obstacles to addressing underserved needs

Allocation priorities were determined through the citizen participation process, the immediacy and severity of needs in Wake County, and information about the homeless from the Continuum of Care such the Point in Time Count and other HMIS data. In addition, the data provided by HUD in this Consolidated Plan template corroborated the need we heard for affordable housing.

Obstacles to addressing underserved needs often include:

- Lack of employment opportunities, especially for homeless men who are seniors or elderly
- Capacity of community partners, especially those with small budgets

OMB Control No: 2506-0117 (exp. 07/31/2015)

AP-38 Project Summary

Project Summary Information

OMB Control No: 2506-0117 (exp. 07/31/2015)

1	**Project Name**	Affordable Housing Development
	Target Area	
	Goals Supported	Affordable Housing Development
	Needs Addressed	Affordable Housing Addressing Homelessness
	Funding	HOME: $545,694
	Description	Funds will be used for construction of affordable housing.
	Target Date	6/30/2016
	Estimate the number and type of families that will benefit from the proposed activities	Approximately 26 low-income households will benefit from affordable housing development, some of whom will be homeless and/or disabled.
	Location Description	
	Planned Activities	Affordable housing construction and affordable housing salaries.
2	**Project Name**	Tenant Based Rental Assistance for Youth aging out of Foster Care
	Target Area	
	Goals Supported	Tenant Based Rental Assistance for Youth
	Needs Addressed	Housing for Youth Aging out of Foster Care
	Funding	HOME: $152,000
	Description	Rental Assistance will be provided with HOME funds for Youth who are aging out of foster care.
	Target Date	6/30/2016
	Estimate the number and type of families that will benefit from the proposed activities	At least 15 low-income youth aging out of foster care will benefit from the proposed activities.
	Location Description	
	Planned Activities	Rental Assistance.
3	**Project Name**	HOME Administration
	Target Area	
	Goals Supported	Affordable Housing Development
	Needs Addressed	Affordable Housing Housing for Youth Aging out of Foster Care

OMB Control No: 2506-0117 (exp. 07/31/2015)

	Funding	HOME: $52,980
	Description	Funds will be used to administer the HOME grant and its activities.
	Target Date	6/30/2016
	Estimate the number and type of families that will benefit from the proposed activities	
	Location Description	
	Planned Activities	Administration of HOME projects and activities.
4	**Project Name**	Housing Rehabilitation
	Target Area	
	Goals Supported	Housing Rehabilitation
	Needs Addressed	Affordable Housing
	Funding	CDBG: $804,307
	Description	Funds will be used for modest housing rehabilitation repairs.
	Target Date	6/30/2016
	Estimate the number and type of families that will benefit from the proposed activities	Approximately 50 low-moderate income renters or homeowners will benefit from housing rehabilitation.
	Location Description	
	Planned Activities	Modest housing rehabilitation or emergency repairs, including but not limited to heating, wells, septic systems, and roof repairs. Lead based paint will be ameliorated or remediated where necessary. Rehabilitation salaries are also included.
5	**Project Name**	Job Training for Homeless Men
	Target Area	
	Goals Supported	Job Training for Homeless Men
	Needs Addressed	Addressing Homelessness
	Funding	CDBG: $20,000
	Description	This public services project will offer job training, internships, and classes to homeless men at the South Wilmington Street Center.
	Target Date	6/30/2016

OMB Control No: 2506-0117 (exp. 07/31/2015)

	Estimate the number and type of families that will benefit from the proposed activities	Approximately 20 homeless men will benefit from this program.
	Location Description	
	Planned Activities	Job training, internships, and community college classes.
6	**Project Name**	Rental Assistance for Homeless Men
	Target Area	
	Goals Supported	Rental Assistance for Homeless Men
	Needs Addressed	Addressing Homelessness
	Funding	CDBG: $35,000
	Description	This project will provide short-term rental assistance to homeless men at the South Wilmington Street Center of Cornerstone Day Shelter for homeless people.
	Target Date	6/30/2016
	Estimate the number and type of families that will benefit from the proposed activities	Approximately 35 homeless men will benefit from this short-term rental assistance program.
	Location Description	
	Planned Activities	Short-term rental assistance.
7	**Project Name**	Public Facilities and Improvements
	Target Area	
	Goals Supported	Public Facilities and Improvements
	Needs Addressed	Community Development in Low-Income Neighborhoods
	Funding	CDBG: $621,638
	Description	Funds will be used for a sprayground for low-moderate income neighborhood in Wake Forest and a road paving in a low-moderate income neighborhood in Wendell.
	Target Date	6/30/2016
	Estimate the number and type of families that will benefit from the proposed activities	Approximately 700 families will benefit from the proposed activities.

OMB Control No: 2506-0117 (exp. 07/31/2015)

	Location Description	Wake Forest and Wendell.
	Planned Activities	Funds will be used for a sprayground for low-moderate income neighborhood in Wake Forest and a road paving in a low-moderate income neighborhood in Wendell. An additional 5% of project cost is included for Project Delivery costs.
8	**Project Name**	CDBG Administration
	Target Area	
	Goals Supported	Housing Rehabilitation Rental Assistance for Homeless Men Job Training for Homeless Men Public Facilities and Improvements
	Needs Addressed	Addressing Homelessness Community Development in Low-Income Neighborhoods
	Funding	CDBG: $302,736
	Description	Funds will be used to administer the CDBG projects and activities.
	Target Date	6/30/2016
	Estimate the number and type of families that will benefit from the proposed activities	
	Location Description	
	Planned Activities	Administration of the CDBG grant, its projects and activities.
9	**Project Name**	Wake County HOPWA Program
	Target Area	
	Goals Supported	Rental Assistance for People with HIV/AIDS
	Needs Addressed	Rental Assistance for People with HIV/AIDS
	Funding	HOPWA: $520,071
	Description	Funds will be used to provide tenant based rental assistance and case management to people with HIV/AIDS.
	Target Date	6/30/2016
	Estimate the number and type of families that will benefit from the proposed activities	Approximately 46 households will benefit from the proposed activities.

OMB Control No: 2506-0117 (exp. 07/31/2015)

	Location Description	
	Planned Activities	Rental Assistance and case management.
10	**Project Name**	HOPWA STRMU - Triangle Family Services
	Target Area	
	Goals Supported	Rental Assistance for People with HIV/AIDS
	Needs Addressed	Rental Assistance for People with HIV/AIDS
	Funding	HOPWA: $150,059
	Description	Short-term funding for rent, mortgage, and utility assistance for people with HIV/AIDS will be provided through a non-profit agency, Triangle Family Services, and case management will be provided.
	Target Date	6/30/2016
	Estimate the number and type of families that will benefit from the proposed activities	Approximately 75 households will benefit from the proposed activities.
	Location Description	
	Planned Activities	Short-term funding for rent, mortgage, and utility assistance will be provided through a non-profit agency, Triangle Family Services, and case management will be provided. $151,587 will come from prior year HOPWA funds, and 7% of the total will be given to Triangle Family Services for administration.
11	**Project Name**	HOPWA Administration
	Target Area	
	Goals Supported	Rental Assistance for People with HIV/AIDS
	Needs Addressed	Rental Assistance for People with HIV/AIDS
	Funding	HOPWA: $16,085
	Description	Funds will be used to administer the HOPWA grant.
	Target Date	6/30/2016
	Estimate the number and type of families that will benefit from the proposed activities	
	Location Description	

	Planned Activities	Administration of the HOPWA grant, its projects and activities.

OMB Control No: 2506-0117 (exp. 07/31/2015)

AP-50 Geographic Distribution – 91.220(f)

Description of the geographic areas of the entitlement (including areas of low-income and minority concentration) where assistance will be directed

Investments will be allocated throughout Wake County according to need.

CDBG funds invested in public facilities and improvements will be located in Wake County towns in HUD defined low-moderate income block groups and low-moderate areas determined by income surveys. They will be spent in each of the Towns that are part of the CDBG entitlement in order to serve the needs of as many citizens as possible.

CDBG Rehabilitation funds will likewise be dispersed to qualifying homeowners and renters throughout the Towns in Wake County and unincorporated areas of the County.

HOME funds for develpment will be distributed on the basis of awarded development contracts, with a focus on the towns that have a lower percentage than average of affordable housing, according to direction by a policy established in 2009.

HOME funds used for Tenant Based Rental Assistance will be spent in the locality selected by the recipient of the rental assistance.

HOPWA funds are available for use throughout Wake, Johnston, and Franklin Counties, and recipients of these funds may live anywhere in these three counties.

Geographic Distribution

Target Area	Percentage of Funds

Table 60 - Geographic Distribution

Rationale for the priorities for allocating investments geographically

Investments are not located in target or redevelopment areas, but will be allocated throughout Wake County according to need.

HOME funds for development will be distributed on the basis of awarded development contracts, with a focus on the towns that have a lower percentage than average of affordable housing, according to direction by a policy established in 2009. The average percentage of subsidized affordable housing in Wake County towns is 4.5%. Towns that have less than the average are highlighted for potential developers of affordable housing as geographically desirable areas to build.

Discussion

Locating affordable housing, housing rehabilitation, and rental assistance investments throughout Wake County according to need, and channeling public facility funds into low-moderate income areas allows us to assist all citizens of Wake County and also to improve neighborhood facilities and infrastructure where improvements are most pressing.

Affordable Housing

AP-55 Affordable Housing – 91.220(g)

Introduction

Our affordable housing program for the next year, FY 2015-2016 will focus on affordable housing construction, housing rehabilitation, and provision of rental assistance to people with special needs and homeless persons. The tables below illustrate the number of people estimated to be served by need and type of housing.

One Year Goals for the Number of Households to be Supported	
Homeless	35
Non-Homeless	58
Special-Needs	154
Total	247

Table 61 - One Year Goals for Affordable Housing by Support Requirement

One Year Goals for the Number of Households Supported Through	
Rental Assistance	171
The Production of New Units	26
Rehab of Existing Units	50
Acquisition of Existing Units	0
Total	247

Table 62 - One Year Goals for Affordable Housing by Support Type

Discussion

Through our multi-faceted approach to provision of affordable housing to citizens of Wake County, the Wake County Housing Divison is able to address many different needs, work with a great variety of community partners, and offer case management services to special needs populations and homeless persons.

AP-60 Public Housing – 91.220(h)

Introduction

There are many improvements that are needed in public housing in the jurisdiction in the next year.

Actions planned during the next year to address the needs to public housing

The HACW plans to complete the installation of air conditioning to all units in the Shannon Park Community located in Zebulon. In addition, new doors, cabinets, floors, tub surrounds and speed bumps are some of the things planned for the upcoming year. Finally, the agency will apply for the safety and security grant that HUD is currently offering.

Actions to encourage public housing residents to become more involved in management and participate in homeownership

The County Commissioners appoint a participant of a HACW housing program to serve on the HACW Board of Commissioners. A participant of the Housing Choice-Veterans Administrative Supportive Housing Program is currently serving the Housing Authority in this capacity. Her current term will end in 2019. One of the roles of the Housing Authority Commissioners is to set policy for the agency.

The Housing Authority is currently utilizing the supportive services of partner agencies to aid in the process of removing resident barriers to self-sufficiency and preparing residents for homeownership. These agencies include (but are not limited to) Wheels4Hope, Raleigh Area Development Association (RADA), Regional Centers, North Carolina Cooperative Extension Agency, Girl Scouts, Passage Homes and others.

The HACW continues to operate the HCV Homebuyer Program in which participants who meet the requirements are able to purchase a home using their Housing Choice Voucher.

In addition, copies of the minutes taken at the Resident Council meetings are left at the development office for residents to pick up.

If the PHA is designated as troubled, describe the manner in which financial assistance will be provided or other assistance

N/A

Discussion

The HACW has many plans to assist the Public Housing units, and is continually looking for funding sources to do so. The HACW is repsonsive to its residents and is focused on empowering them to become self-sufficient.

AP-65 Homeless and Other Special Needs Activities – 91.220(i)

Introduction

For the Fiscal Year 2015-2016, activities for Homeless persons and people with Special Needs mirror the projects and programs described in the Five Year Strategic Plan section Homelessness Strategy. Efforts will be made this year on all of the projects described below, yet as the narrative indicates, the Homeless Multi-Services Center will just be in the planning stage for FY 2015-2016.

Describe the jurisdictions one-year goals and actions for reducing and ending homelessness including

Reaching out to homeless persons (especially unsheltered persons) and assessing their individual needs

1. The Oak City Outreach Center was created and is operated by the Raleigh/Wake County Partnership to Prevent and End Homelessness (the Partnership), which is the Continuum of Care for Raleigh and Wake County. This center provides three meals a day to persons in need on Saturdays and Sundays. Most of the persons who present at and are served at Oak City Outreach are homeless, and connections to support services are offered by Catholic Charities, the organization that coordinates the services at the center.

The Oak City Outreach Center is viewed by the City of Raleigh, Wake County, and the Partnership as a temporary solution for providing services and outreach to homeless persons. Over the next five years, Wake County, the City of Raleigh, and the Partnership plan to create a permanent Homeless Multi-Services Center for intake, coordinated assessment for the community, referrals, provision of meals, and other services to assist homeless persons. At the time of this writing, the planning for the multi-services center has begun. A preliminary conceptual design has been completed and a Request for Qualifications (RFQ) for a center operator will soon be released. The County, the City, and the operator (to be determined through the RFQ), will work together to share the cost of building the Multi-Service Center. Once it is built, the operator will provide funds to operate the center. During the first year of this Consolidated Plan (FY 2015-2016), the goals are to determine who the operator will be, secure a site and finalize the design for the center.

2. Wake County Human Services operates Cornerstone, which offers a homeless outreach team that provides intensive community based services and a day shelter for persons who are homeless. Cornerstone provides case management, counseling services, food, showers, laundry services, employment services, mental health assessment, and medication management services. Cornerstone works with clients on progressive engagement and assists people in accessing housing, either through the Permanent Supportive Housing program or other community housing programs.

3. Wake County Human Services' McKinney Team offers behavioral health support to persons who are mentally ill and homeless. Through a HUD grant, the team provides outreach, assessment, assistance

OMB Control No: 2506-0117 (exp. 07/31/2015)

with housing access and on-going support to maintain housing through medication management, therapy, and case management.

4. The South Wilmington Street Center is a men's shelter operated by Wake County Human Services that offers nightly emergency beds to men through a lottery system and program beds. A man who presents at the Center for the first time is guaranteed a bed, and does not need to go through the lottery. Staff encourages men who use an emergency bed to become part of the Center's Progressive Housing Program (PHP), which provides case management, job skills and job search training, and housing counseling, all towards the goal of self-sufficiency. If men participate in the PHP, they are guaranteed to have a bed during the time of their efforts toward permanent housing.

Addressing the emergency shelter and transitional housing needs of homeless persons

The emergency and transitional housing needs of homeless persons will be addressed through emergency shelter, rapid rehousing, and case management. The following initiatives provide more detail:

1. For the first time, the City of Raleigh, Wake County and the Partnership to Prevent and End Homelessness (the Continuum of Care) have formed a single entity for the funding of ESG-eligible activities. The two jurisdictions and the CoC have released a combined Request for Proposals (RFP) to fund the following ESG-eligible activities: Homelessness Prevention, Emergency Shelter, Rapid Re-housing, and the computer based Homeless Management Information System. The RFP is for the CoC-wide distribution of City of Raleigh ESG entitlement funds, local Wake County funds for homeless housing services, and the annual application for State ESG funds, which is coordinated by the Partnership. This combined funding process will simplify the application for providers, streamline the contracting and reimbursement process, and enable the CoC to provide consistent services to consumers. The result will be more efficiency in working toward a seamless safety net for households who are homeless or at-risk of becoming homeless.

2. There is a great need in the Raleigh/Wake Continuum of Care for additional shelter beds for single women. There are typically five to ten women on a given night who are not sheltered; however, since we have seen a steady increase in the number of homeless, single women in our community, there is thought to be the need for an additional 25-30 beds. To address this need, Wake County Human Services has issued a Request for Proposals for operating more shelter beds and the City of Raleigh has made funds available to assist with the costs.

3. The South Wilmington Street Center for men will continue to operate 234 beds for emergency shelter and its Progressive Housing Program, as described in Question 1 above. In addition, there are eight other agencies in Wake County that provide shelter, five agencies that provide transitional housing (including Wake County owned units at Cornerstone), and seven agencies that offer rapid re-housing assistance.

OMB Control No: 2506-0117 (exp. 07/31/2015)

Helping homeless persons (especially chronically homeless individuals and families, families with children, veterans and their families, and unaccompanied youth) make the transition to permanent housing and independent living, including shortening the period of time that individuals and families experience homelessness, facilitating access for homeless individuals and families to affordable housing units, and preventing individuals and families who were recently homeless from becoming homeless again

1. Wake County's Shelter Plus Care and Housing First programs are important means of helping chronically homeless individuals make the transition to permanent housing and independent living. In addition, current rapid rehousing programs and those created through the combined RFP described above will help families, veterans with families, and unaccompanied youth make the same transition.

2. Shortening shelter stays: It is required by the RFP referenced above that all shelter providers have at least one Memorandum of Agreement with a Rapid Re-Housing provider. It is thought that these purposeful connections will result in a decrease in the number of days of an average shelter stay. It is an expectation of the RFP that Rapid Re-Housing programs be operated on a Housing First model, which should also result in shorter stays at shelters and decrease barriers for access into Rapid Re-Housing programs and permanent housing.

3. Access to Affordable Housing: One of Wake County's priorities for the next five years is the creation of more affordable housing, through housing construction and tenant based rental assistance. Both of these programs will enable more access to housing for persons who are homeless or in rapid re-housing programs. We will create a tenant based rental assistance program for youth who have aged out of foster care and need help with housing while they solidify their employment and educational opportunities. At the South Wilmington Street Center, three months of rental assistance is available to homeless men who are ready to become independent and just need some short term funds to help them on their way.

Helping low-income individuals and families avoid becoming homeless, especially extremely low-income individuals and families and those who are: being discharged from publicly funded institutions and systems of care (such as health care facilities, mental health facilities, foster care and other youth facilities, and corrections programs and institutions); or, receiving assistance from public or private agencies that address housing, health, social services, employment, education, or youth needs

1. The combined Request for Proposals (RFP) discussed above has a strong focus on Homelessness Prevention. The RFP is for the CoC-wide distribution of City of Raleigh ESG entitlement funds, local Wake County funds for homeless housing services, and the annual application for State ESG funds, which is coordinated by the Partnership.

In addition, the Wake County Housing Division works to prevent low-income individuals and families

from becoming homeless in various ways. Many of our clients are also receiving mainstream assistance from Wake County Human Services. Efforts include:

- Contracts with Homeless Prevention providers for funding and case management
- Wake County Housing Information Sessions
- Ready to Rent Sessions to teach people how to maintain tenancy
- Partnerships with community agencies that provide case management, budget counseling, employment training, and financial assistance to help households who are at risk of homelessness to avoid becoming homeless.

To help people avoid becoming homeless after being discharged from a publicly funded institution or system of care, Alliance Behavioral Healthcare assures that services are provided to persons who are being discharged from mental health care facilities. In addition, one of the community non-profit agencies, Passage Home, specifically works to find housing for ex-offenders. Homelessness prevention for youth is provided by The Hope Center at Pullen, a nonprofit agency that works with youth and young adults being discharged from foster care.

Discussion

AP-70 HOPWA Goals - 91.220 (l)(3)

One year goals for the number of households to be provided housing through the use of HOPWA for:	
Short-term rent, mortgage, and utility assistance to prevent homelessness of the individual or family	46
Tenant-based rental assistance	75
Units provided in permanent housing facilities developed, leased, or operated with HOPWA funds	0
Units provided in transitional short-term housing facilities developed, leased, or operated with HOPWA funds	0
Total	121

AP-75 Barriers to affordable housing – 91.220(j)

Introduction:

Wake County has formed a regional consortium that has hired consultants to complete a Regional Analysis of Impediments to Fair Housing Choice and Fair Housing Action Plans. The consortium consists of Wake County Housing Division, the City of Raleigh Department of Community Development, the Town of Cary Department of Community Development, the Housing Authority of the County of Wake, and the Raleigh Housing Authority.

Actions it planned to remove or ameliorate the negative effects of public policies that serve as barriers to affordable housing such as land use controls, tax policies affecting land, zoning ordinances, building codes, fees and charges, growth limitations, and policies affecting the return on residential investment

Actions planned to remove or ameliorate negative effects of public policies on affordable housing and other barriers listed above will be described in the Analysis of Impediments to Fair Housing Choice and the Fair Housing Plan that will be complete by June 30, 2015.

Discussion:

AP-85 Other Actions – 91.220(k)

Introduction:

The following actions describe the annual actions that are also represented in the Five-Year Strategic Plan. Wake County will work toward these objectives, which are underlying foundations of our Housing and Community Development programs.

Actions planned to address obstacles to meeting underserved needs

Wake County Human Services' Supportive Housing Team offers two types of assistance:

- Information/Referral
- Housing Education

Low-income families and individuals are provided with information to help increase their chances of finding affordable housing, to better navigate the maze of housing options and to provide a housing continuum of units paired with services to support families transitioning from one phase of housing to another.

In the Ready to Rent Program, a trainer prepares consumers to overcome barriers to rental housing. The program educates families and individuals about their rights and responsibilities for renting housing. Specific steps are outlined toward improving credit issues, budgeting, goal setting, and changing past behaviors. Upon completion of the six-week course, the consumer receives a certificate and is paired with a housing provider who participates in the program. The housing provider agrees to provide a safe, decent affordable unit to the Ready To Rent Graduate. This program has been successful in creating a "win-win" relationship by filling vacant units with hard-to-house consumers.

In addition, we use CDBG Public Service funds to provide Employment Training to increase employment opportunities among people who are seeking housing.

Finally, we always work on increasing technical assistance to community agencies to improve their capacity or use in-house staff expertise where and when necessary.

Actions planned to foster and maintain affordable housing

Wake County's housing rehabilitation program serves to maintain and foster affordable housing. Details of the housing rehabilitation description can be found in the AP-20 Annual Goals and Objectives Section and the AP-35 Projects Section. All multifamily developments funded by Wake County HCR are monitored annually to ensure that the developments are following federal regulations and remain safe, decent and affordable.

Actions planned to reduce lead-based paint hazards

Wake County Housing and Community Revitalization (HCR) is actively involved in reducing lead based paint hazards in all federally funded housing rehabilitation projects, pursuant to the HUD Safe Housing Rule 24 CFR 35. This regulation went into effect in Fall 2000, and directs funding recipients to inspect for lead-based paint hazards in all dwellings built prior to 1978. Wake County HCR employs a qualified risk assessment firm to perform an inspection and risk assessment on all pre-1978 rehabilitation projects. This methodology follows guidelines for investigating dwellings, as included in HUD's *Guidelines for the Evaluation and Control of Lead-Based Paint Hazards in Housing.*

Recommendations are then made from the testing based on summary findings, and the level of lead hazard reduction activity is determined prior to bidding projects. The amount of funding for each project decides which method of lead hazard reduction to pursue, which may include an interim control measure or a full abatement measure. All lead hazard abatement activities are performed by a certified abatement contractor. General Contractors bidding on housing rehabilitation projects must have completed the Lead Safe Work Practices training. Once lead reduction work and all rehabilitation work have been completed, a lead clearance test is conducted to declare the dwelling safe for occupancy.

As part of housing policy and procedure, all rehabilitation projects are evaluated for lead testing based on summary findings, and the above actions are put in effect where necessary. Wake County's housing rehabilitation program makes up to $10,000 available for any lead paint abatement or remediation that is necessary to declare the dwelling safe for occupancy.

In addition, construction of new affordable housing development is an important action for increasing access to housing without lead based paint hazards.

Actions planned to reduce the number of poverty-level families

Wake County Human Services implements the following programs to assist the low-income population in achieving economic self-sufficiency:

Work First - Work First is a self-sufficiency strategy developed by Wake County Human Services to address the needs of very low-income families. Wake County serves approximately 3,900 families in its Work First Program. It provides temporary financial assistance and supportive services such as day care, transportation, training opportunities, Medicaid, and has set-asides for affordable housing units.

Supportive Housing Team – The Supportive Housing Team provides referral to those who require services to maintain independent housing, and sponsors and teaches the Ready to Rent program throughout the County. The Ready to Rent curriculum teaches attendees about being a good renter; this in turn, helps people stay in stable housing and allows them to build favorable rental history. This program enables people to maintain decent, safe and affordable housing, thereby increasing the chances that they will be able to stabilize other areas of their lives, such as employment and health.

Supportive Employment - This program assists the disabled in finding and maintaining employment. Additional services include on-site vocational evaluation, career counseling and skills training.

Wake County Vocational Services -This program of Human Services empowers individuals to find, change, or maintain meaningful employment in the community. Employment services leverage external and internal partners to enable individuals to conduct career assessments and exploration, develop career goals, determine training and education options, conduct strategic job searches, and to succeed and grow in their new job.

Employment Services and Workforce Development Team develop business connections through community outreach, the Wake Area Business Advisory Council (BAC), various local chambers of commerce, and job development activities. These connections enable real time opportunities and insights into effective job search strategies.

Actions planned to develop institutional structure

The Raleigh/Wake County 10-Year Plan to End Homelessness was released in February 2005 with the goal of reorienting the homeless services system from one that manages homelessness to one that prevents and ends homelessness. The plan has five objectives toward that goal: prevention, engagement, housing, employment/education, and services and supports. Wake County HCR can support the objective of housing through its programs. One of the 10-Year Plan's key strategies for housing is increasing the supply of permanent, affordable housing for individuals and families earning at or below 40% AMI. This aligns with the goal of HCR's program to provide safe, decent, affordable housing to the low-income citizens of Wake County.

Additionally, working with the Partnership to End Homelessness, and the City of Raleigh in FY2015-2016 on the planning of a Multi-Services Center will strengthen the institutional structure as we focus on a common goal to serve people who are homeless.

Wake County will continue to work closely with developers of affordable housing to produce good quality housing for the various priority populations. The relationship between nonprofit and for profit entities has increased over the years and will continue to grow.

Actions planned to enhance coordination between public and private housing and social service agencies

Wake County continues to participate in discussions with the Housing Authority of the County of Wake, Raleigh Housing Authority and City of Raleigh Community Development Department. These discussions revolve around best serving the community and common interests in housing. The meetings offer the opportunity for sharing of perspectives and insight. A representative of Wake County Housing Division

often attends meetings of the Board of Directors of the Housing Authority of the County of Wake. The following programs exemplify partnerships.

HUD VASH Vouchers

A partnership exists between Wake County Housing, the Housing Authority of the County of Wake, and the Veterans Administration for the HUD VASH vouchers. HUD VASH vouchers are specifically for Veterans and their families and are provided by the Veterans Administration (VA). They are administered by the Housing Authority of the County of Wake. Referrals are made by the County's Director of the South Wilmington Street Center (SWSC), a shelter and program for homeless men. A veteran is referred to the VA by the SWSC and if he/she is qualified, the Housing Authority of the County of Wake will issue a voucher.

Raleigh-Wake Partnership to End Homelessness

The Raleigh-Wake Partnership to End Homelessness is the entity that is responsible for implementing the Ten Year Plan to End Homelessness. It is also the operating name of the Continuum of Care. The Partnership works with the Raleigh Housing Authority to set aside Section 8 vouchers for eligible participants of one of the Partnership initiatives, Support Circles. Discussions have been held in the past with the Housing Authority of the County of Wake about coordination for vouchers for eligible participants of the Support Circles program.

The Targeting Program

The Targeting Program is a partnership among the North Carolina Department of Health and Human Services (DHHS), the North Carolina Housing Finance Agency (NCHFA), Wake County Human Services Division of Housing, and local human service agencies. Since 2002, the Targeting Program has provided over 250 units of housing in Wake County linked with supportive services to disabled persons whose income is less than 30% of the Area Median Income, and are receiving some type of Disability Assistance.

To be eligible, individuals must be receiving Social Security Income (SSI), Social Security Disability Insurance (SSDI), or Veteran's Assistance (VA). The rental portion paid by a tenant in a Targeted Unit is a percentage of his or her household income (10% - 25%), and the percentage is determined by the size of the unit that is rented. The balance of the rent payment is provided through Key Funding, a NCHFA and DHHS funding mechanism, or project based rental assistance.

Coordination takes place with the Housing Authority of the County of Wake and the Raleigh Housing Authority because residents of Targeted Units may be placed on Section 8 Voucher waiting lists. When a voucher becomes available, this individual's rent source switches from Targeting Program funding to a Housing Authority Section 8 Voucher.

Discussion:

As seen in the descriptive actions above, Wake County Housing works closely with the broader community to provide housing, social services, and employment opportunities for low-moderate income citizens. As a part of Wake County Human Services, we are able to make seamless referrals to and from other divisions of Human Services.

Furthermore, the Continuum of Care, (the Partnership to End Homelessness) is an integral part of the social service system, and coordination is crucial and valued by all members of the Partnership.

Finally, we practice open communication, make referrals, and work toward even stronger partnerships with the Raleigh Housing Authority and the Housing Authority of the County of Wake.

Program Specific Requirements

AP-90 Program Specific Requirements – 91.220(l)(1,2,4)

Introduction:

Program requirements specific to Community Development Block Grant (CDBG) and HOME Investment Partnerships Grant are described below. Wake County does not receive an Emergency Solutions Grant (ESG) from the U.S. Department of Housing and Urban Development.

Community Development Block Grant Program (CDBG)
Reference 24 CFR 91.220(l)(1)

Projects planned with all CDBG funds expected to be available during the year are identified in the Projects Table. The following identifies program income that is available for use that is included in projects to be carried out.

1. The total amount of program income that will have been received before the start of the next program year and that has not yet been reprogrammed	270,000
2. The amount of proceeds from section 108 loan guarantees that will be used during the year to address the priority needs and specific objectives identified in the grantee's strategic plan.	0
3. The amount of surplus funds from urban renewal settlements	0
4. The amount of any grant funds returned to the line of credit for which the planned use has not been included in a prior statement or plan	0
5. The amount of income from float-funded activities	0
Total Program Income:	**270,000**

Other CDBG Requirements

1. The amount of urgent need activities	0
2. The estimated percentage of CDBG funds that will be used for activities that benefit persons of low and moderate income.Overall Benefit - A consecutive period of one, two or three years may be used to determine that a minimum overall benefit of 70% of CDBG funds is used to benefit persons of low and moderate income. Specify the years covered that include this Annual Action Plan.	100.00%

HOME Investment Partnership Program (HOME)
Reference 24 CFR 91.220(l)(2)

1. A description of other forms of investment being used beyond those identified in Section 92.205 is

OMB Control No: 2506-0117 (exp. 07/31/2015)

as follows:

Wake County Improvement Funds (CIP) funds will be used for the following activities:

- Affordable housing investment for low and extremely low-income people
- Rental assistance for people who are homeless and mentally disabled
- Salary for a coordinator for the Support Circles program.

The Support Circles program is a collaboration between the faith community and Raleigh/Wake County Partnership to End Homelessness. The goal of the Support Circles program is to empower low-income families who are homeless to acquire skills necessary for finding long term, self-supporting employment and housing while enhancing and improving their quality of life. Each Support Circle is composed of members of a sponsoring congregation. The Circle supports the family as it works toward independence. The Support Circles coordinator acts as a liaison between the homeless families, the congregations and the case manager. The coordinator also trains support circles at participating congregations and recruits new congregations to form new support circles.

2. A description of the guidelines that will be used for resale or recapture of HOME funds when used for homebuyer activities as required in 92.254, is as follows:

   Wake County uses deed restrictions to ensure affordability for all loans for affordable housing. This ensures that Wake County recoups all of the HOME assistance to a property for single family housing if it does not continue to be the principal residence of the family for the duration of the period of affordability. The period of affordability is based upon the total amount of HOME funds invested in the
   property. One hundred percent (100%) of the HOME investment is recaptured upon the sale of the HOME assisted project
   during the period of affordability. The indebtedness is secured with a Promissory Note and Deed of Trust.

3. A description of the guidelines for resale or recapture that ensures the affordability of units acquired with HOME funds? See 24 CFR 92.254(a)(4) are as follows:

   Wake County Housing does not use HOME funds to acquire units.

4. Plans for using HOME funds to refinance existing debt secured by multifamily housing that is rehabilitated with HOME funds along with a description of the refinancing guidelines required that will be used under 24 CFR 92.206(b), are as follows:

   Wake County Housing does not use HOME funds to refinance existing debt secured by multifamily housing that is rehabilitated with HOME funds.

Emergency Solutions Grant (ESG)
Reference 91.220(l)(4)

1. Include written standards for providing ESG assistance (may include as attachment)

   Wake County does not receive an ESG grant.

2. If the Continuum of Care has established centralized or coordinated assessment system that meets HUD requirements, describe that centralized or coordinated assessment system.

   Wake County does not receive an ESG grant.

3. Identify the process for making sub-awards and describe how the ESG allocation available to private nonprofit organizations (including community and faith-based organizations).

   Wake County does not receive an ESG grant.

4. If the jurisdiction is unable to meet the homeless participation requirement in 24 CFR 576.405(a), the jurisdiction must specify its plan for reaching out to and consulting with homeless or formerly homeless individuals in considering policies and funding decisions regarding facilities and services funded under ESG.

   Wake County does not receive an ESG grant.

5. Describe performance standards for evaluating ESG.

   Wake County does not receive an ESG grant.

Discussion:

Community Development Block Grant and HOME Investment Partnerships program requirements are described above, and Wake County Improvement Funds will also be utilized to support the Wake County Housing Division housing and community development programs.

Attachments

Consolidated Plan 2015-2020 Meetings

Meeting/Host	Date	Location	Main Take-Aways
Brookridge Tenant's Council	July 23, 2014- 7 pm	Brookridge	*Advice from formerly homeless:* Clients need a stable income, More affordable housing, Gov't/Agency partnerships, Useful guidance from agencies, show our housing to homeless people to give them a goal
South Wilmington Street House Meeting and Guest Advisory Council	August 6, 2014- 7 pm and 8 pm	South Wilmington Street Center	Needs: affordable housing, supportive housing, case management, more job training, esp. trades, education, transportation to jobs, esp. 3rd shift from/to SWSC, medical care
Housing Advisory Committee	August 21, 2014- 8:30 am	Swinburne	Single homeless women, Youth aging out of foster care, Seniors, Veterans, Homeless youth in school system, possible use of HOME funds for vouchers (2 year limit), Intake Center
Eastern Region Community Advisory Council (CAC)	August 20, 2014- 3 pm	Eastern Regional Center	Eastern Region has enough affordable housing, lack of transitional housing, homeless people in Zebulon (doubled up), Rehab needed for energy efficiency - Seniors (ERC does a lot of energy assistance)
Northern Region Community Advisory Council (CAC)	August 27, 2014- 12 pm	Northern Regional Center	Housing stock in Wake Forest is very old, utility bills are exorbitant: weatherization, Rehab, HACW housing has these problems, Seniors, Rural population doubled up, Youth-services, Homeless Prevention funds and case management

Western Region Community Advisory Council (CAC)	August 28, 2014 - 2 pm	Cary Family YMCA	More affordable housing for people coming out of The Carying Place, transitional housing, shelter for families, Short-term emergency funds for rental assistance (White Oak helps with utilities), Vouchers (land is expensive in Cary): consider different pricing for different towns, affordable housing near daycare, affordable daycare, adult daycare, set up a Housing Trust fund to buy land near transit for affordable housing
Homeless Working Group	September 3, 2014- 9 am	Lennox Chase	More affordable housing, housing affordable to people on disability income, more supportive housing with onsite case manager, Support services needed to maintain housing, gaps in mental health services, health care for seniors - aging homeless population (mental and physical), clients with criminal backgrounds are hard to house, fewer landlords accepting Section 8 vouchers, working poor are left out of assistance and can't make ends meet, better system for centralized intake for people who are homeless
Southern Regional Center Community Advisory Council	September 18, 2014	Southern Regional Center	Affordable rental housing, single women with children need a place to go, Veterans - services and housing, Holly Springs: housing for "working poor", homeless people in Fuquay and Holly Springs, Seniors -Rehab needs

Northern Region Communitywide Meeting	September 25, 2014 - 5-8 pm	Northern Regional Center	Housing for homeless families, Veterans, on the job training, clothing for Restoration Church
Lennox Chase Tenant's Council	October 8, 2014 - 7 pm	Lennox Chase	Obstacles include: security deposit and first month rent, difficult to move out of Lennox because of criminal background, transportation (bus doesn't always stop there, and not often enough when it does), cut in food stamps, people running the programs need a better understanding of immediate needs, children in the LGBT community in Raleigh end up on the street, give Veterans priority in the SWSC lottery, 2 months at SWSC is not enough, remodel Dorothea Dix for housing, take responsibility for the situation, the system works: use a case manager, learn the resources, advocate for yourself
Eastern Region Communitywide Meeting	October 27, 2014 -6-7 pm	Eastern Regional Center	Homeless shelter in Zebulon, Transitional housing for the homeless: services exist at ERC and existing agencies; they need a building, upscale housing in Wendell to increase the tax base to better serve everyone, more developments like Laurel Crossing, case managers need access to lease-up at tax credit developments

Human Services Board Public Hearing	November 20, 2014	Human Services Board Meeting, WCHS Swinburne Building	Medical respite beds, housing for youth aging out of foster care, SROs, need shelter beds with case management for single women (25), more mixed income housing, need more housing options for persons with background issues, assist low-income families who are cost burdened, homeless children
Board of Commissioners Public Hearing	December 1, 2014	Board of Commissioners Meeting, WC Justice Center	Park in Apex; Land banking near schools and proposed Light Rail Transit stations; more partnership with the City of Raleigh; assistance for Eastern Wake County, including transportation; Veterans; Low-income populations; Youth aging out of foster care; homeownership opportunities for low-income; more affordable rental housing; support from Towns of Apex, Garner, Rolesville
Partnership to End Homelessness	December 9, 2014	Pullen Hope Center, Raleigh	Use accessory dwelling units for affordable housing (recent presentation by NC State on "Mordecai Backyard Cottages", Focus on Veterans, Focus on single women: additional shelter beds and affordable one bedroom apartments, create SRO's, build smaller units in the municipalities near transportation

Consolidated Plan Public Hearing #1
Human Services Board
November 20, 2014

Tad Klodfelter, Southlight and Wake County, Medical Society Steering Committee

- The community needs "medical respite beds"
- The South Wilmington Street men's shelter is not equipped to handle this population
- The population is uninsured, homeless, substance abusers, users of emergency departments, high utilizers of County services
- The top 1% of this population accounts for 25% of health care services
- The previous medical respite program was successful, but it is gone
- Southlight would like to start a medical respite program and Tad is asking the County for funding

Stacy Bluth, Pullen Hope Center

- Pullen Hope Center serves youth of ages 13 -25
- Every year, 30 – 40 youth age out of foster care
- Pullen brings together partners: they provide coaching, health care, other wrap around services
- There are still a lot of barriers
- Students is college have challenges:
  - They may be working part time, but an extra bill can set them off their budget and into emergency conditions
  - They don't have savings or a support network

Antowan Pickett, Child Welfare, Human Services, Wake County

- They have seen an increase in the number of youth who still need help after their 21st birthday, so he refers them to Pullen Hope Center
- LINKS of Human Services helps to secure internships to build employment experience and earn income

Beth Smoot, The Green Chair Project

- The Green Chair Project has furnished over 759 homes
- They see a need for more SRO's.
- Need more shelter for single women
- More mixed income housing developments
- There is a need to enhance relationships with landlords.

Alice Lutz, Triangle Family Services (TFS)

- Alice thanks the Human Services Board for their attuned questions
- TFS has many parts to it, and partners in various ways with Wake County, for example:
  - Coordinated Intake, which receives 1,000 phone calls a month (this has increased from 700 in July)

OMB Control No: 2506-0117 (exp. 07/31/2015)

- Rapid Rehousing: uses a case management model
- There are opportunities for more partnerships

Pete Smith, Triangle Family Services

- There are not many housing options for people with background issues
- 30% of TFS clients cannot sign a lease because of background issues
- They are working on starting a Landlord Round Table:
  - Agencies will back the clients when they sign a lease

Shana Overdorf, Executive Director, Raleigh/Wake Partnership to End Homelessness

- The Oak City Outreach Center, which has been serving meals on weekends since June
- The Partnership is doing research into a Coordinated Intake Center - a "one stop shop" for people who are homeless, so they don't have to navigate a complicated and fragmented system
- There is a need for shelter beds for single women
- 395 calls a year are received: an average of 33 per month
- The need is for 25-27 additional beds with case management

Beth Bordeaux, PLM Families Together

- PLM Families Together helps families move into housing stability
- They have been having more difficulty with landlords in the past 3 or 4 months because the economy has improved, and rents are increasing, and landlords are finding other tenants
- 75% of their clients earn $15,000 a year or less
- They can pay $625 a month for rent, but rents are higher, so they are housing cost burdened
- There are 2400 children in Wake County schools who are homeless

Consolidated Plan Public Hearing #2
Board of Commissioners
December 1, 2014

Annemarie Maiorano, Wake County Housing Division Director presented information about the Consolidated Plan process and asked for input from the public.

Commissioner James West:
Q: Could you describe the Centralized Intake Center? Is it a collaborative process?
Annemarie Maiorano:
A: Yes, it is a collaboration with the City of Raleigh and the Partnership to End Homelessness. Currently, the homeless services system is fragmented and difficult for people to navigate.

Dianne Khin, Planning Director, Town of Apex

- Thank you to the Commissioners for their partnership and their impact on low-income communities
- She supports the recommendations of the 2015 Consolidated Plan

Nicole Dozier, Council Member of Town of Apex

- They have citizens in Apex who struggle to pay
- She appreciates the sidewalks in the Justice Heights neighborhood of Apex
- Apex has land for a park to serve all of their citizens; she would appreciated consideration of funding for the park

Gregg Warren, DHIC

- Thank you to the Commissioners
- DHIC has a long relationship with the County since 1992
- As a result of the partnership, over 1,000 affordable units have been built, and over $8 million in County funds have been spent on housing
- He encourages more partnership with the City of Raleigh
- He proposes the idea of land banking for affordable housing. Chapel Hill has done this successfully.
    - The School Board could look at banking land near new schools for affordable housing
    - Light Rail Transit is likely coming to the area. It is important to bank land for affordable housing near proposed transit stations before the land costs are too high. Perhaps a non-profit organization can be created to buy land around proposed Light Rail stations. Denver is a good example of how this can be done.
- Many Towns in Wake County aren't welcoming affordable housing construction for families. Gregg encourages the Commissioners to talk to the Towns about this.

OMB Control No: 2506-0117 (exp. 07/31/2015)

Jeanne Tedrow, Passage Home

- They are a HUD CDBG designated agency.
- They have begun doing work in Eastern Wake County, and have opened a satellite office there.
- Transportation is a barrier there for people who need to get to Raleigh.
- Focus on Veterans
- She supports low income population as a high priority.

Stacy Bluth, Executive Director of The Hope Center at Pullen

- The Hope Center works to prevent homelessness for youth aging out of foster care
- There are 30-40 people at 18 years of age who are aging out, and over one half of them will be pregnant or incarcerated by their 19th birthday
- The Hope Center provides wrap around services, including life skills training, employment assistance, and case management for this population

Ronnie Williams, Mayor, The Town of Garner

- The Mayor thanks the Commissioners for their support of low-income people in the Town of Garner

Peter Smith, Triangle Family Services

- Peter invites the Commissioners to take a tour of Triangle Family Services
- Triangle Family Services is a 77 year old agency that provides a suite of services for low-income people
- Peter gives examples of clients they see
- He asks for continued support from the Commissioners

Frank Eages, Mayor of Rolesville

- Mayor Eagles encourages the Commissioners to follow the program that Annemarie recommends
- The Housing Division has done some good things to help the Town of Rolesville

Tim Morgan, Evergreen Construction

- Tim thanks the Board for the opportunity to speak
- Evergreen has been developing affordable housing for 18 years
- Their 16th loan with the County is in Fuquay-Varina, in the property Wood Spring

Kevin Campbell, Executive Director, Habitat for Humanity

- Kevin thanks the Commissioners for their support
- There is a continuum of need among income levels

- Habitat serves people at 30% -60% of Area Median Income
- They are trying to double their production
- Wake County is growing, and it should grow for all of its citizens

Questions from the Commissioners
Commissioner Sig Hutchinson: Will the Consolidated Plan include the thoughts and ideas that Gregg Warren talked about? And how do we as a community compare with other communities in terms of dealing with our housing and homelessness?
Annemarie Maiorano: Yes, we take into consideration everything that has been said. Our real challenge is to set the priorities. We make a small impact, but we make a meaningful impact. The answer to the second question: funding is inadequate for what is needed, and communities do try to address the housing, work, and transportation link because those three parts really need to be in place for somebody to be successful and independent in housing. Other communities do look at that in their Consolidated Planning process. Some of them probably do it with more success than others.

Draft Consolidated Plan 2015-2020
Public Comments from 30 day Comment Period

We received one email with the following comments:

1. Page 73 (also on page 104) Triangle Family Services . Can you include the following brief description about our programs/ services?
   Triangle Family Services- a local nonprofit using a credentialed case management model to deliver direct services for mental health; financial stability and family safety programs. Financial stability programs include supportive services, self-sufficiency; coordinated intake and rapid re-housing.
2. Page 85 & 86 When referring to infrastructure needs : wondering if it would be valuable (and accountable for NC State) to include their initiative. If you think it would be happy to connect you or share their information.
3. Page 88 It may be of value to note the food dessert as it relates to the characteristics of the neighborhoods
4. Page 104 include the description of Triangle Family Services as noted in #1
   Under Urban Ministries: I did not realize Alliance Behavioral coordinates the mental health services at Urban.
   Employment services: include Jobs for Life in addition to Step UP?

2 additional thoughts:

1. In regards to the rental assistance for homeless men and the job training- wanted to share the attached collaborative overview of how TFS and StepUp are working together to meet those needs. Think this has huge relevancy for working with that targeted population in particular.
2. Potential gap in compiling/feedback from groups: wondering if private/foundations were included/targeted for a conversation. Believe that would be extremely valuable - we as a community of providers and partners - will be reaching out to them to assist in funding the initiatives. Would be great to get their buy in in advance- think they would gladly "bless the plan" but think it would be prudent to include in advance of vote

Appendix - Alternate/Local Data Sources

1	**Data Source Name** Point in Time Count
	List the name of the organization or individual who originated the data set. The Partnership to End and Prevent Homelessness, which is the Raleigh/Wake County Continuum of Care.
	Provide a brief summary of the data set. The data is the Point in Time survey data for 2014. Volunteers surveyed shelters and transitional housing, as well as persons who were unsheltered on the night of January 30, 2014 to attain the Count.
	What was the purpose for developing this data set? The Point in Time Count data is required by the Department of Housing and Urban Development for the Notice Of Funding Availability for the Continuum of Care and Emergency Solutions Grant funding.
	Provide the year (and optionally month, or month and day) for when the data was collected. The data was collected on January 30, 2014.
	Briefly describe the methodology for the data collection. Shelters and transitional housing programs were given survey questionnaires to answer concerning persons residing in their shelters on the evening on which the count was conducted. Volunteers went outside to administer the survey questionnaires to interview persons who were unsheltered. They traveled to known homeless camps and other places where homeless persons are known to stay in order to interview them and offer assistance.
	Describe the total population from which the sample was taken. The population that was surveyed was the homeless population in Wake County. This included persons who were sheltered and living in transitional housing, as well as persons who were unsheltered.
	Describe the demographics of the respondents or characteristics of the unit of measure, and the number of respondents or units surveyed. The respondents all met the Department of Housing and Urban Development's definition of "homeless". The number of persons counted in the survey was 1,170.

OMB Control No: 2506-0117 (exp. 07/31/2015)